

To Identify, Describe and Represent Fractions Worksheet

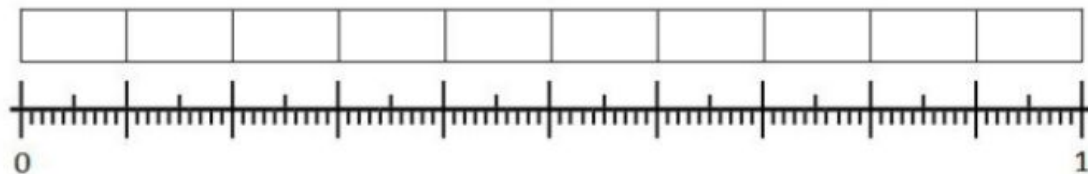
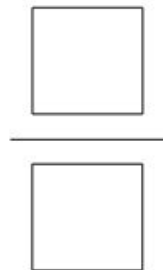
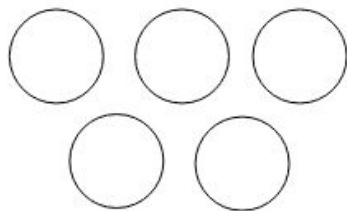

Mathematics

Miss Parsons



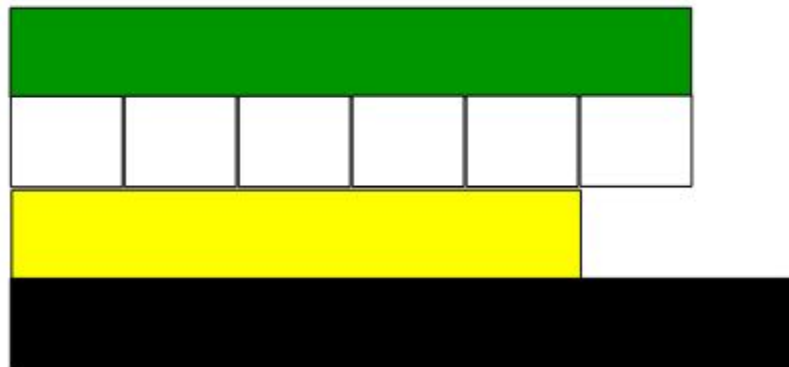
Question 1

1. Use the images below to represent the fraction **two fifths**.



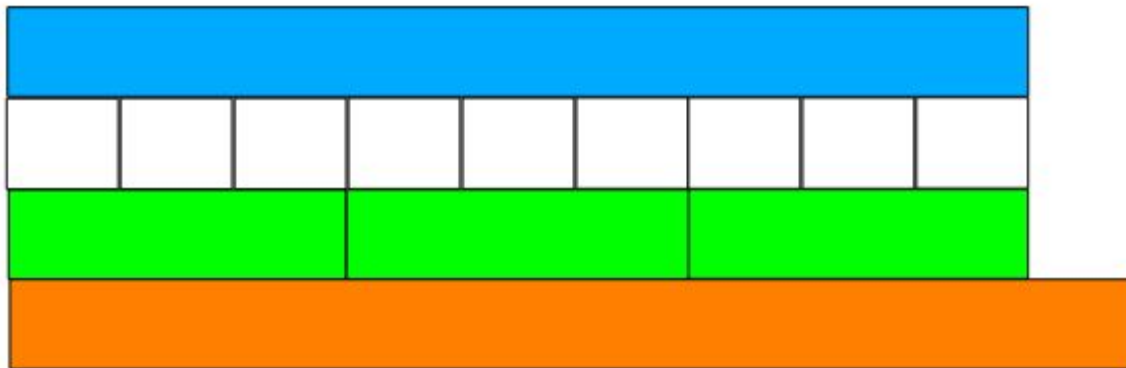
Question 2

2. If the value of the green rod is 1, what is the value of the white, yellow and black rods?



Question 3

3. If the value of the blue rod is 1, what is the value of the white, green and orange rods?



Question 4

4. Insert one of the symbols below to make the number sentence

correct:

$<$ $>$ $=$

$$\frac{2}{5} \bigcirc \frac{1}{8}$$

$$\frac{4}{5} \bigcirc \frac{7}{8}$$
