


French

Assessment

Year 7 French

Term 3 Achievement Test

Resources by NCELP/University of York. Content has had superficial branding changes from NCELP/University of York (CC BY-NC-SA)



OAK
NATIONAL
ACADEMY

Achievement Test - Year 7 Term 3 French

Your name: _____ Your class / name of teacher: _____

This test checks your knowledge of **phonics**, **vocabulary**, and **grammar**.

The test is in four sections:

Section A: Listening (20 minutes)

Section B: Reading (15 minutes)

Section C: Writing (15 minutes)

Section D: Speaking (10 minutes)

This makes a total of **60 minutes** to complete the entire test.

Remember – always just have a go! If you know some words, just write or say them!

Just do what you can!



SECTION A: Listening

Phonics

This part of the test will take around **4 minutes**.

You will hear the 15 French words listed on the next slide.

Complete the spelling of each word by filling in the missing letters. **Each dash (_) represents one missing letter.**

For some of the words you hear, there may be more than one way of spelling them.

Just type in any one possible spelling for each word.

The aim is to see how you write the sounds that you hear. You won't know these words because they are very rare. Don't worry – just do your best!

You will hear each word **twice**.



1. __ine

2. t__d

3. br_me

4. cr__

5. se__

6. ram_

7. cro__e

8. r_mous

9. g__ne

10. M__se

11. ch__le

12. p_se

13. al__

14. tr_t

15. p__



SECTION A: Listening

Vocabulary

This part of the test will take around **9 minutes**.

PART A – MEANING

You will hear 10 French words.

Put a tick under the picture or English word that best matches what you hear.





You will hear each French word **twice**.



1				
	[]	[]	[]	[]





2	to go out	to create	to play	to study
	[]	[]	[]	[]



3				
	[]	[]	[]	[]

4	of	with	for	under
	[]	[]	[]	[]



5				
	[]	[]	[]	[]

6	8	3	6	4
	[]	[]	[]	[]



7	English	England	French	London
	[]	[]	[]	[]

8	truth	politics	mistake	word
	[]	[]	[]	[]



9				
	[]	[]	[]	[]

10	to live	to knock	to close	to listen
	[]	[]	[]	[]



PART B – CATEGORIES

Here are ten English categories. You will hear the categories read out to you. Then, you will **hear** four words in French.

Put a tick under the word (A, B, C or D) which is a good example of the category. You will hear each set of French words **twice**.

.



Which French word is a good example of ...

		A	B	C	D
1	clothes	<input type="checkbox"/>	<input type="checkbox"/>	<input type="checkbox"/>	<input type="checkbox"/>
2	a family member	<input type="checkbox"/>	<input type="checkbox"/>	<input type="checkbox"/>	<input type="checkbox"/>
3	a city	<input type="checkbox"/>	<input type="checkbox"/>	<input type="checkbox"/>	<input type="checkbox"/>
4	a language	<input type="checkbox"/>	<input type="checkbox"/>	<input type="checkbox"/>	<input type="checkbox"/>
5	a colour	<input type="checkbox"/>	<input type="checkbox"/>	<input type="checkbox"/>	<input type="checkbox"/>
6	a hobby	<input type="checkbox"/>	<input type="checkbox"/>	<input type="checkbox"/>	<input type="checkbox"/>
7	a building	<input type="checkbox"/>	<input type="checkbox"/>	<input type="checkbox"/>	<input type="checkbox"/>
8	a question word	<input type="checkbox"/>	<input type="checkbox"/>	<input type="checkbox"/>	<input type="checkbox"/>
9	a period of time	<input type="checkbox"/>	<input type="checkbox"/>	<input type="checkbox"/>	<input type="checkbox"/>
10	a number	<input type="checkbox"/>	<input type="checkbox"/>	<input type="checkbox"/>	<input type="checkbox"/>



Grammar

This part of the test will take around **3 ½** minutes.

PART A

You will hear three French sentences. Decide what each sentence means in English.

Tick the box next to your answer. You will hear each sentence **twice**.

- | | | |
|---|---|---|
| 1 | <input type="checkbox"/> I am going out. | <input type="checkbox"/> I am not going out. |
| 2 | <input type="checkbox"/> He is listening. | <input type="checkbox"/> He is not listening. |
| 3 | <input type="checkbox"/> We speak. | <input type="checkbox"/> We do not speak. |



PART B

You will hear four sentences in French.

Decide whether each sentence is a STATEMENT or a QUESTION.

Tick the box next to your answer. You will hear each sentence **twice**.

1 ☐ STATEMENT ☐ QUESTION

2 ☐ STATEMENT ☐ QUESTION

3 ☐ STATEMENT ☐ QUESTION

4 ☐ STATEMENT ☐ QUESTION



SECTION B: Reading

Vocabulary

This part of the test will take around **5 minutes**.

PART A – SYNONYMS

On the following slides, **tick the box** next to the word with **the most similar** meaning to the word in bold.



1) C'est un grand bâtiment. C'est un _____ bâtiment.	a) nouveau	<input type="checkbox"/>
	b) beau	<input type="checkbox"/>
	c) haut	<input type="checkbox"/>
	d) vieux	<input type="checkbox"/>
2) Il y a un collège ici. Il y a _____ ici.	a) une école	<input type="checkbox"/>
	b) une salle	<input type="checkbox"/>
	c) un magasin	<input type="checkbox"/>
	d) une maison	<input type="checkbox"/>
3) Il sait faire le modèle. Il sait _____ le modèle.	a) dire	<input type="checkbox"/>
	b) cocher	<input type="checkbox"/>
	c) sortir	<input type="checkbox"/>
	d) créer	<input type="checkbox"/>



4) Elle lit un livre drôle . Elle lit un livre _____.	a) moderne	<input type="checkbox"/>
	b) amusant	<input type="checkbox"/>
	c) intéressant	<input type="checkbox"/>
	d) important	<input type="checkbox"/>

5) Marion demande la réponse . Marion demande _____.	a) la ville	<input type="checkbox"/>
	b) le samedi	<input type="checkbox"/>
	c) la solution	<input type="checkbox"/>
	d) la plage	<input type="checkbox"/>



PART B – OPPOSITES

On the following slides, **tick the box** next to the word with the **opposite** meaning to the word in bold.

1) J'ai un chien méchant . J'ai un chien _____.	a) sage	<input type="checkbox"/>
	b) grand	<input type="checkbox"/>
	c) vert	<input type="checkbox"/>
	d) malade	<input type="checkbox"/>

2) Il joue avec la fille . Il joue avec _____.	a) l'équipe	<input type="checkbox"/>
	b) l'acteur	<input type="checkbox"/>
	c) le professeur	<input type="checkbox"/>
	d) le garçon	<input type="checkbox"/>



3) Souvent , elle fait la cuisine. _____, elle fait la cuisine.	a) rarement	<input type="checkbox"/>
	b) ici	<input type="checkbox"/>
	c) normalement	<input type="checkbox"/>
	d) bien	<input type="checkbox"/>
4) Le café est devant le parc. Le café est _____ le parc.	a) sous	<input type="checkbox"/>
	b) sur	<input type="checkbox"/>
	c) derrière	<input type="checkbox"/>
	d) dans	<input type="checkbox"/>
5) Ouvrir la fenêtre est facile. _____ la fenêtre est facile.	a) écrire	<input type="checkbox"/>
	b) travailler	<input type="checkbox"/>
	c) gagner	<input type="checkbox"/>
	d) fermer	<input type="checkbox"/>



PART C – ASSOCIATIONS

On the following slides, **tick the box** next to the word which **best goes together** with the word in bold.

1) la caisse	a) le magasin	<input type="checkbox"/>
	b) jaune	<input type="checkbox"/>
	c) regarder	<input type="checkbox"/>
	d) parfois	<input type="checkbox"/>

2) passer	a) facile	<input type="checkbox"/>
	b) si	<input type="checkbox"/>
	c) une semaine	<input type="checkbox"/>
	d) lire	<input type="checkbox"/>



3) malade	a) chanter	<input type="checkbox"/>
	b) méchant	<input type="checkbox"/>
	c) entre	<input type="checkbox"/>
	d) le médecin	<input type="checkbox"/>
4) le déjeuner	a) mais	<input type="checkbox"/>
	b) manger	<input type="checkbox"/>
	c) la poste	<input type="checkbox"/>
	d) faux	<input type="checkbox"/>
5) ici	a) penser	<input type="checkbox"/>
	b) bon	<input type="checkbox"/>
	c) où	<input type="checkbox"/>
	d) l'année	<input type="checkbox"/>



6) fermer	a) deux	<input type="checkbox"/>
	b) la porte	<input type="checkbox"/>
	c) cher	<input type="checkbox"/>
	d) habiter	<input type="checkbox"/>
7) la langue	a) parler	<input type="checkbox"/>
	b) vous	<input type="checkbox"/>
	c) le bateau	<input type="checkbox"/>
	d) chaque	<input type="checkbox"/>
8) dix	a) le jour	<input type="checkbox"/>
	b) nouvelle	<input type="checkbox"/>
	c) marcher	<input type="checkbox"/>
	d) combien	<input type="checkbox"/>



9) le livre	a) haut	<input type="checkbox"/>
	b) bonjour	<input type="checkbox"/>
	c) lire	<input type="checkbox"/>
	d) le pont	<input type="checkbox"/>

10) jeune	a) l'enfant	<input type="checkbox"/>
	b) vrai	<input type="checkbox"/>
	c) qui	<input type="checkbox"/>
	d) faire	<input type="checkbox"/>



Grammar

This part of the test will take around **10 minutes**.

PART A

Read the sentences. The subject is missing.

Tick the box next to the person or people the sentence is about.

1	I or he/she	<input type="checkbox"/>	pensons que c'est bien.
	you (singular)	<input type="checkbox"/>	
	we	<input type="checkbox"/>	
	they	<input type="checkbox"/>	
2	you (singular)	<input type="checkbox"/>	portes l'uniforme.
	we	<input type="checkbox"/>	
	you (plural)	<input type="checkbox"/>	
	they	<input type="checkbox"/>	



3	I or he/she	<input type="checkbox"/>	étudient le français.
	we	<input type="checkbox"/>	
	you (plural)	<input type="checkbox"/>	
	they	<input type="checkbox"/>	

4	I or he/she	<input type="checkbox"/>	donnez un cadeau à Léa.
	you (singular)	<input type="checkbox"/>	
	you (plural)	<input type="checkbox"/>	
	they	<input type="checkbox"/>	

5	you (singular)	<input type="checkbox"/>	as une question.
	he/she	<input type="checkbox"/>	
	we	<input type="checkbox"/>	
	they	<input type="checkbox"/>	



6	I	<input type="checkbox"/>	êtes contents.
	he/she	<input type="checkbox"/>	
	we	<input type="checkbox"/>	
	you (plural)	<input type="checkbox"/>	

7	you (singular)	<input type="checkbox"/>	allons au parc.
	we	<input type="checkbox"/>	
	you (plural)	<input type="checkbox"/>	
	they	<input type="checkbox"/>	

8	I	<input type="checkbox"/>	vais à la caisse.
	he/she	<input type="checkbox"/>	
	you (plural)	<input type="checkbox"/>	
	they	<input type="checkbox"/>	



9	he/she	<input type="checkbox"/>	font le ménage.
	we	<input type="checkbox"/>	
	you (plural)	<input type="checkbox"/>	
	they	<input type="checkbox"/>	

10	I or you (singular)	<input type="checkbox"/>	comprends la question.
	he/she	<input type="checkbox"/>	

11	I or you (singular)	<input type="checkbox"/>	sort en ville.
	he/she	<input type="checkbox"/>	

12	I or you (singular)	<input type="checkbox"/>	sais faire les devoirs.
	he/she	<input type="checkbox"/>	



PART B

Tick the box by the **noun** that completes the sentence.

- | | | | |
|-----------------------|---------------------------------------|--------------------------------------|---|
| 1. Ils vont au ... | <input type="checkbox"/> magasin (m.) | <input type="checkbox"/> caisse (f.) | <input type="checkbox"/> hôtels (m.) |
| 2. Elle va aux ... | <input type="checkbox"/> collège (m.) | <input type="checkbox"/> maison (f.) | <input type="checkbox"/> aéroports (m.) |
| 3. Nous allons en ... | <input type="checkbox"/> Paris | <input type="checkbox"/> France | <input type="checkbox"/> caisse (f.) |



PART C

Write the words in each box in the correct order.

1.	amusantes des choses	Correct order:_____
2.	lpetite une maison	Correct order:_____
3.	bonne une question	Correct order:_____
4.	chère la voiture	Correct order:_____



PART D

Choose ***il y a***, ***a***, or ***est*** to complete the sentence.

Tick the box by your answer.

1. Sur le bureau, _____ des livres.

☐ il y a

☐ a

☐ est
2. Le collège _____ moderne.

☐ il y a

☐ a

☐ est



PART E

Tick the **box** by the correct start of each sentence.

1	Elle	<input type="checkbox"/>	jouer au tennis.
	Elle sait	<input type="checkbox"/>	
2	Tu	<input type="checkbox"/>	étudies l'anglais.
	Tu sais	<input type="checkbox"/>	
3	Je	<input type="checkbox"/>	lire.
	Je sais	<input type="checkbox"/>	
4	Je	<input type="checkbox"/>	travaille à l'école.
	Je ne	<input type="checkbox"/>	
5	Tu	<input type="checkbox"/>	restes pas à la maison.
	Tu ne	<input type="checkbox"/>	
6	Nous avons	<input type="checkbox"/>	de portable.
	Nous n'avons pas	<input type="checkbox"/>	
7	Il mange	<input type="checkbox"/>	un fruit.
	Il ne mange pas	<input type="checkbox"/>	



SECTION C: Writing

Vocabulary

This part of the test will take around **5 minutes**.

Translate the **English words in brackets** on the following slides to complete the **French** sentence.



1) C'est sur _____. (**the desk**)

(write **two** words)

2) J'aime _____ en silence. (**to work, working**)

(write **one** word)

3) Elle fait _____. (**a mistake**)

(write **two** words)

4) Aimes-tu _____? (**the colour**)

(write **two** words)

5) L'exercice est _____. (**easy**)

(write **one** word)

6) Nous faisons _____. (**the food shopping**)

(write **two** words)

7) _____ fais-tu ça ? (**how**)

(write **one** word)

8) Ils aiment _____ dehors. (**to walk, walking**)

(write **one** word)

9) _____ est petit. (**the country**)

(write **two** words)

10) Il y a _____ cafés. (**nine**)

(write **one** word)



11) Je montre _____ à Christophe. (**the beach**) (write **two** words)

12) Il a un cadeau _____ Salhia. (**for**) (write **one** word)

13) Vous aimez _____ au parc. (**to play, playing**) (write **one** word)

14) Il y a _____ trains. (**eleven**) (write **one** word)

15) Il sait _____ la phrase. (**to say, saying**) (write **one** word)

16) Le vélo est _____. (**fast**) (write **one** word)

17) _____ arrives-tu ? (**when**) (write **one** word)

18) J'aime l'acteur _____. (**also**) (write **one** word)

19) Elle passe _____ ici. (**the holidays**) (write **two** words)

20) Nous écoutons _____. (**a man**) (write **two** words)



Grammar

This part of the test will take around **10 minutes**.

PART A

Change the order of the words to turn each statement into a question.

1.	Tu joues dans la rue.	Question: _____ ?
2.	Il fait les magasins.	Question: _____ ?



PART B

Write the French for the English given in brackets. Use the clues to help you.

1. Ils _____ un uniforme. (are wearing)
2. Nous _____ la photo à Marie. (show)
3. Elle _____ une solution chaque jour. (finds)
4. Vous _____ en ville. (are going)
5. Elle _____ à la maison. (is coming)
6. Ils _____ une idée. (have)

Clues

to wear = *porter*

to show = *montrer*

to find = *trouver*

to go = *aller*

to come = *venir*

to have = *avoir*



PART C

Write the French for the English given in brackets. Use the clues to help you.

Clues

to take = *prendre*

to know how to = *savoir*

to be = *être*

1. Je _____ la voiture. (am not taking)
2. Tu _____ chanter. (do not know how to)
3. Nous _____ jeunes. (are not)

PART D

Write the **French** for the English given in brackets.

1. Nous allons _____ hôtel. (to the)
2. Tu vas _____ collège. (to the)
3. Elles vont _____ Ecosse. (to)



SECTION D: Speaking

You will need to **record** your speaking. Your teacher may have given you instructions already. If not, use the instructions below:

Before you start this section of the test, please go to this website: **vocaroo.com**. It will open in a new tab. Click the **red record button**, then come back to this test.



Phonics

This part of the test will take around 2 minutes.

That's 6 seconds per word – you have time to think about each one carefully.

Read this list of French words aloud. You won't know the words – they are rare. Just say them as you think they should sound.

You will get marks for pronouncing the **bold, underlined** parts of each word correctly.

If you're not sure, don't worry – just have a go and do your best.



1. ment

2. zou

3. nain

4. jard

5. vête

6. cornu

7. dé

8. vitt

9. **j**onc

10. glaçon

11. brution

12. poux

13. prase

14. salien

15. gis



Vocabulary

This part of the test will take around **2 minutes**.

Say the **French** for the words on the next two slides. **Remember** to say the word for **'the'** if needed!



1. to look like, resemble (one French word)
2. to win, winning (one French word)
3. new (m) (one French word, to describe a masculine noun)
4. today (one French word)
5. beautiful (f) (one French word, to describe a feminine noun)
6. the bedroom (two French words, include the word for 'the')
7. the world (two French words, include the word for 'the')
8. to give, giving (one French word)
9. to arrive, arriving (one French word)
10. the trip, the journey (two French words, include the word for 'the')



- | | |
|----------------------|---|
| 11. the clothes | (two French words, include the word for 'the') |
| 12. seven | (one French word) |
| 13. which (m) | (one French word, for a masculine noun) |
| 14. the word | (two French words, include the word for 'the') |
| 15. the building | (two French words, include the word for 'the') |
| 16. the number | (two French words, include the word for 'the') |
| 17. to tick, ticking | (one French word) |
| 18. naughty (m) | (one French word, to describe a masculine noun) |
| 19. if | (one French word) |
| 20. the week | (two French words, include the word for 'the') |



Grammar

This part of the test will take around **6 minutes**.

PART A

Say the French for the English in brackets.

The **gaps** tell you how many French words you will need. The clue tells you which **verb** to use.

1. (Are you (singular) staying) _____ à la maison ? **clue:** to stay = *rester*
2. (Does she like) _____ l'uniforme ? **clue:** to like = *aimer*
3. (We ask for) _____ la raison. **clue:** to ask = *demander*
4. (They (f) are preparing) _____ le déjeuner. **clue:** to prepare = *préparer*
5. (Is she learning) _____ le français ? **clue:** to learn = *apprendre*



PART B

Say the French for the English in brackets. The clue tells you which **verb** to use.

1. (they (m) are not going / do not go) _____ au parc. **clue:** to go = *aller*
2. (you (singular) are not coming / do not come) _____ au collège. **clue:** to come = *venir*
3. (I do not understand) _____ l'activité. **clue:** to understand = *comprendre*



PART C

Say the French for the English in brackets. The clue tells you the **noun** and **adjective** to use.

1. Nous avons _____. (the small bicycles) **clue:** bicycle = *vélo (m)*; small = *petit*
2. Vous avez _____. (the blue ruler) **clue:** ruler = *règle (f)*; blue = *bleu*
3. Tu es _____. (a nice friend (f)) **clue:** nice = *sympathique*; friend (f) = *amie (f)*



Now go back to the Vocaroo window.

Click on the **red button**. Click on "**Save & Share**".

Copy & paste / write the URL for your Vocaroo recording here:

END OF ASSESSMENT

