

Numeracy: Money - Building Understanding

Exchanging coins for an item

Lesson 3 of 4

Helen



Let's buy these items using our pennies:


Cross off the pennies and draw them into the template as you count them out



apple



3p



Images from Widgit Symbols © Widgit Software 2002-2020



Let's buy these items using our pennies:


Cross off the pennies and draw them into the template as you count them out



car



5p



Images from Widgit Symbols © Widgit Software 2002-2020



Let's buy these items using our pennies:


Cross off the pennies and draw them into the template as you count them out



sweet



1p




Images from Widgit Symbols © Widgit Software 2002-2020



Let's buy these items using our pennies:

Cross off the pennies and draw them into the template as you count them out



Images from Widgit Symbols © Widgit Software 2002-2020



Let's buy these items using our pennies:


Cross off the pennies and draw them into the template as you count them out



pencil



3p



Which item could I buy with 5 pennies?



pencil case



5p



hat



2p



5p



popcorn



3p



crisps



4p

Images from Widgit
Symbols © Widgit Software
2002-2020



Which item could I buy with 3 pennies?



pencil case



5p



popcorn



3p



hat



2p



3p



crisps



4p

Images from Widgit
Symbols © Widgit Software
2002-2020



Which item could I buy with 2 pennies?



pencil case



5p



popcorn



3p



hat



2p



2p



crisps



4p

Images from Widgit
Symbols © Widgit Software
2002-2020





5p



4p



3p



2p

