




How can Baroque melodies be phrased?



Quick recap:

Which image represents a canon?

What are the other textures?



The D major scale

12345678

D E F# G A B C# D

Root 3rd 5th Octave

D major triad



Try together

- Does the melody move in **steps** or **leaps**?
- Does it **ascend** or **descend**?
- What **notes** does it start and end on?
- How **long** is it?

1

F# E D C# B A B C#



Working out phrases

When do you breathe?



Melodies 1 and 2

1

Musical notation for Melody 1 in treble clef, key of D major (two sharps), and 4/4 time. The melody consists of eight half notes across four measures. Fingerings are indicated by numbers 1-5 above the notes. The notes and their corresponding letter names are:

Measure	Note	Letter Name
1	F#	F#
2	E	E
3	D	D
4	C#	C#
5	B	B
6	A	A
7	B	B
8	C#	C#

B A B C#

2

Musical notation for Melody 2 in treble clef, key of D major (two sharps), and 4/4 time. The melody consists of eight half notes across four measures. Fingerings are indicated by numbers 1-5 above the notes. The notes and their corresponding letter names are:

Measure	Note	Letter Name
1	D	D
2	C#	C#
3	B	B
4	A	A
5	G	G
6	F#	F#
7	G	G
8	E	E

G F# G E



3

Musical notation for exercise 3 in D major, 4/4 time. The melody consists of two phrases. The first phrase has a fingering of 1 over the first measure and notes D, F#, A, G, F#, D, F#, E. The second phrase has a fingering of 1, 2, 1, 4, 3, 5, 4, 3 over the notes D, B, D, A, G, B, A, G. A trill (tr) is indicated over the final G.

D B D A G B A G

4

Musical notation for exercise 4 in D major, 4/4 time. The melody consists of two phrases. The first phrase has a fingering of 3 over the first measure and notes A, F#, F#, G, F#, E. The second phrase has a fingering of 1, 3 over the notes D, D, D, E, D, C#. A trill (tr) is indicated over the final C#.

B D D C B C A

5

Musical notation for exercise 5 in D major, 4/4 time. The melody consists of two phrases. The first phrase has a fingering of 2, 1, 2 over the notes F#, D, E. The second phrase has a fingering of 1, 2, 4 over the notes D, F#, A. The third phrase has a fingering of 5, 3, 4, 2 over the notes B, G, A, F#. The fourth phrase has a fingering of 1, 3, 2 over the notes D, D, D, C#.

6

Musical notation for exercise 6 in D major, 4/4 time. The melody consists of two phrases. The first phrase has a fingering of 4 over the first measure and notes D, A, A, B, A, G. The second phrase has a fingering of 2, 3 over the notes F#, F#, F#, G, F#, E. The third phrase has a fingering of 1, 4, 2 over the notes D, C, B, C, A. The fourth phrase has a fingering of 1, 5, 4 over the notes A, G, D, C#.

D C B C A A G D C#



Playing musically

2

5 1 3 4 2

D C# B A

3

1 1 2 1 4 3 5 4 3

D F# A G F# D F# E

4

3 1 3

A F# F#G F#E D D D E D C#

Slur



Making a 12 bar melody

4 bar phrase

4 bar phrase

4 bar phrase

4 bar phrase

2 bar
phrase

2 bar
phrase

4 bar phrase

8 bar phrase

4 bar phrase



Creating your own melody

1

2

F# E D C# D C# B A

4

A F# F#G F#E D D D E D C#

4

A F# F#G F#E D D D E D C#

4+ 2+ 2+ 4

2

D C# B A D C# B A

End on D!



References

- Slide [5] - [Wikimedia Commons] - [Helix84] - [Twinkle Twinkle Little Star]
- Slide [8] - [Wikimedia Commons] - [JLTB84] - [Crescendo-decrescendo]

