

Construct an angle bisector

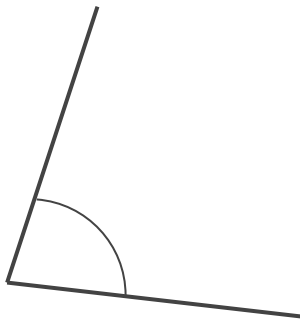
Maths

Mr Clasper

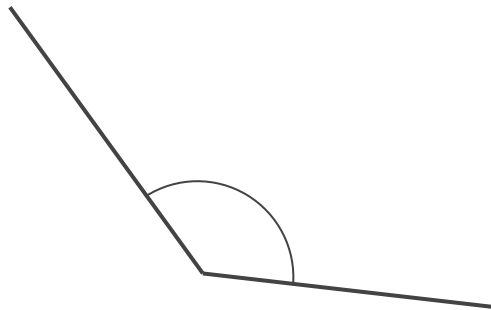


Construct an angle bisector

1. Construct the angle bisector for this angle. (If you do not have a printout then draw an 80° angle)



2. Construct the angle bisector for this angle. (If you do not have a printout then draw a 120° angle)

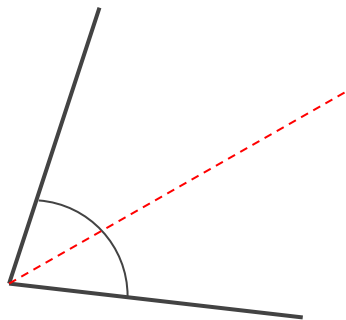


Answers



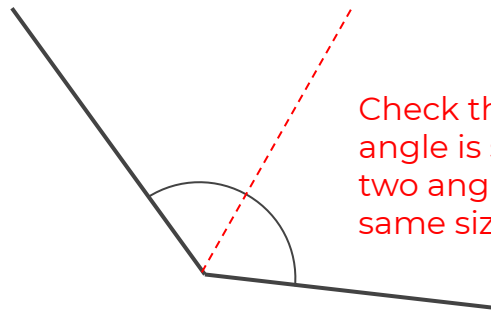
Construct an angle bisector

1. Construct the angle bisector for this angle. (If you do not have a printout then draw an 80° angle)



Check that the angle is split into two angles the same size

2. Construct the angle bisector for this angle. (If you do not have a printout then draw a 120° angle)



Check that the angle is split into two angles the same size

