

German

**Say what you and others do in school. [2/ 2]**  
**-present tense 'weak' verbs in the 1st and 3rd person singular**


Frau Johnson



wollen



offen



o



Kopf

noch  
[still]

Woche



Mon	Tue	Wed	Thr	Fri	Sat	Sun
			1	2	3	4
5	6	7	8	9	10	11
12	13	14	15	16	17	18
19	20	21	22	23	24	25
26	27	28	29	30		

kommen



[to come]




wohnen



ohne



o



Wo?


Millionen

10000000

Montag

Mon	Tue	Wed	Thr	Fri	Sat	Sun
			1	2	3	4
5	6	7	8	9	10	11
12	13	14	15	16	17	18
19	20	21	22	23	24	25
26	27	28	29	30		

holen



machen	to do/ doing
spielen	to play/ playing
lernen	to learn/ learning
schreiben	to write/ writing
reden	to talk/ talking
sitzen	to sit/ sitting
im Klassenzimmer	in the classroom
mit Freunden	with friends
die Aufgabe	task
im Unterricht	in the lesson



# Present Tense 'Weak' Verbs

In German the verb ending often tells us **who** is doing the action.

Infinitive

machen

to do

1st person

**Ich** mache

**I** do

3rd person

**Er/ Sie** macht

**he/ she** does

The infinitive is the dictionary form.



# Present Tense Weak Verbs

The term 'weak' is another way of describing **regular** verbs.

For 'I' you remove the -en from the infinitive and add an -e with the pronoun.




lernen → lerne~~n~~ → lern → **ich** lerne  
to learn I learn



# Present Tense Weak Verbs

For 'he/ she' you remove the -en from the infinitive and add an -t with the pronoun.




lernen → lern → **er/sie lernt**

to learn

he/she learns

This pattern is the same for all weak (regular) verbs.



# Giving more information

When you want to give more information you add it after the pronoun and verb like in English.

ich lerne **im Klassenzimmer**





Saying what you and others do in school.

1. Another word for regular verbs in German is weak verbs.
2. A verb as you would find it in a dictionary is called an **infinitive**
3. In the 'ich' form you take off -en and add **e** .
4. To form a verb in the 'er/ sie' form you take off -en and add **t** ,
5. Other information comes **after** . the verb.

