

To explore a range of sliders and levers


Design and technology - Mechanisms: sliders and levers

Miss Larham



Instructions:

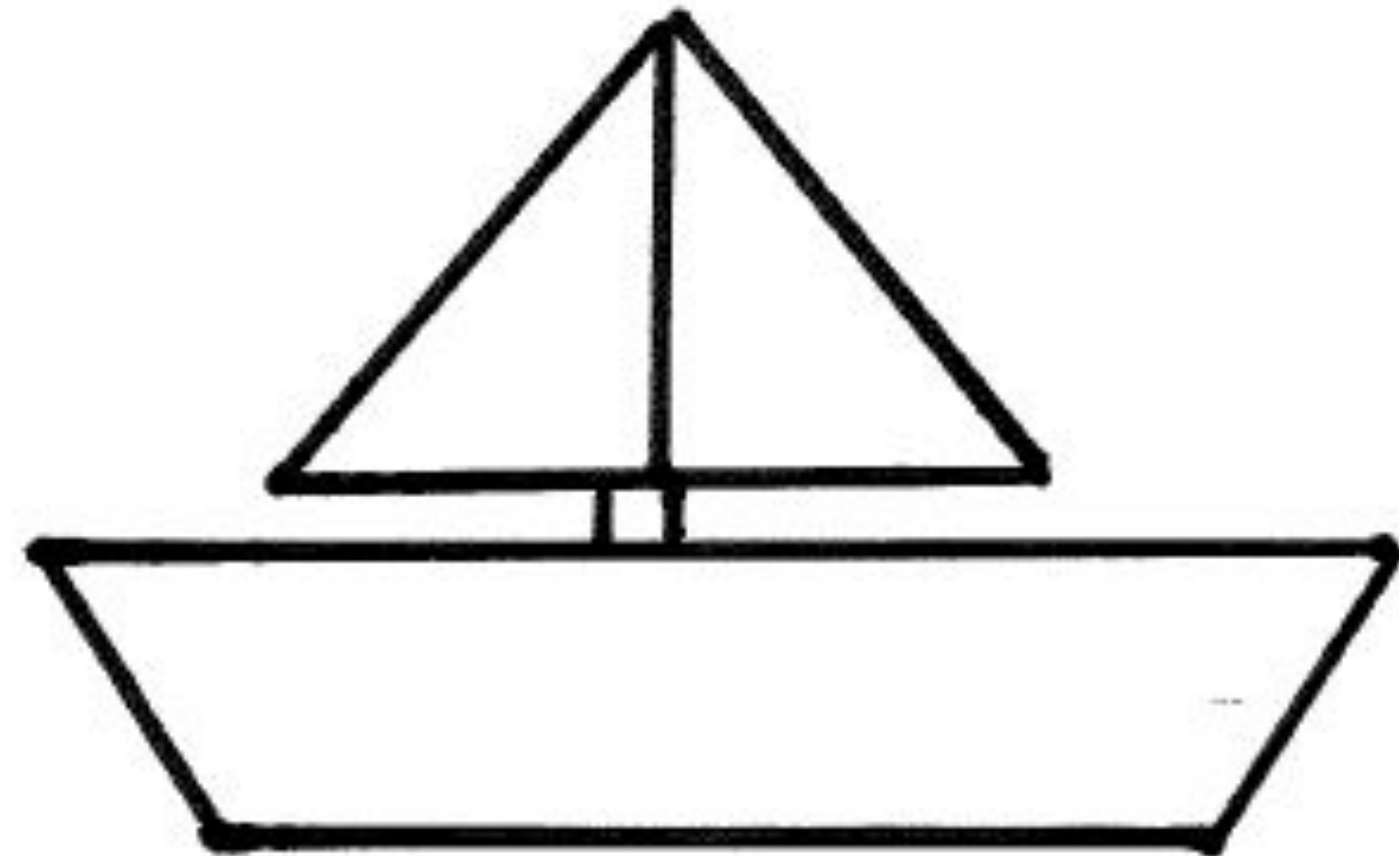
- Draw and colour an image to go on your slider or lever. You may wish to use one of the examples further on.
- Cut it out and stick it on your slider or lever.
- Draw a background on your piece of card to set the scene.





You may wish to use a boat.

Slider: Moving in a straight line across the seas.


Lever: Bobbing up and down on the waves.



Using a slider, you may wish to show a rabbit coming out of the magician's hat.



Using a lever, you may wish to show a dolphin swimming through the waves.



Using a slider, you may wish to use a gingerbread person running away.

