

Numeracy: Money - Applying Learning

Identifying more and less with coins :

Lesson 1 of 4

James



What am I learning today?

Objectives

To identify more or less in the context of prices.

Vocabulary

penny



price

more

less




For this lesson, you will need:

Pennies



Price Tags



Items from your home


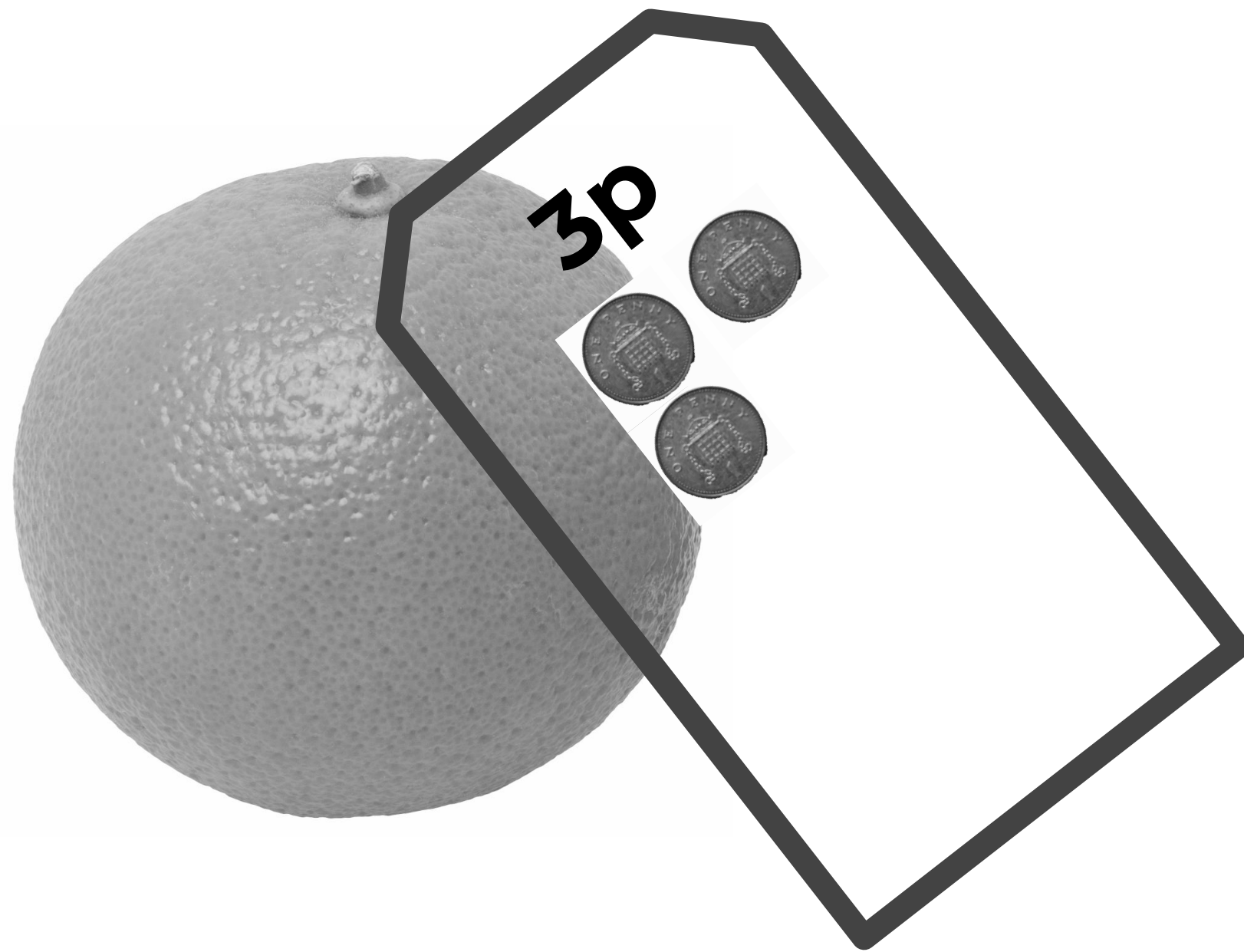


Let's get ready

- Find a quiet space to work away from distractions
- Ensure that your learner is comfortable
- Make sure your resources are nearby



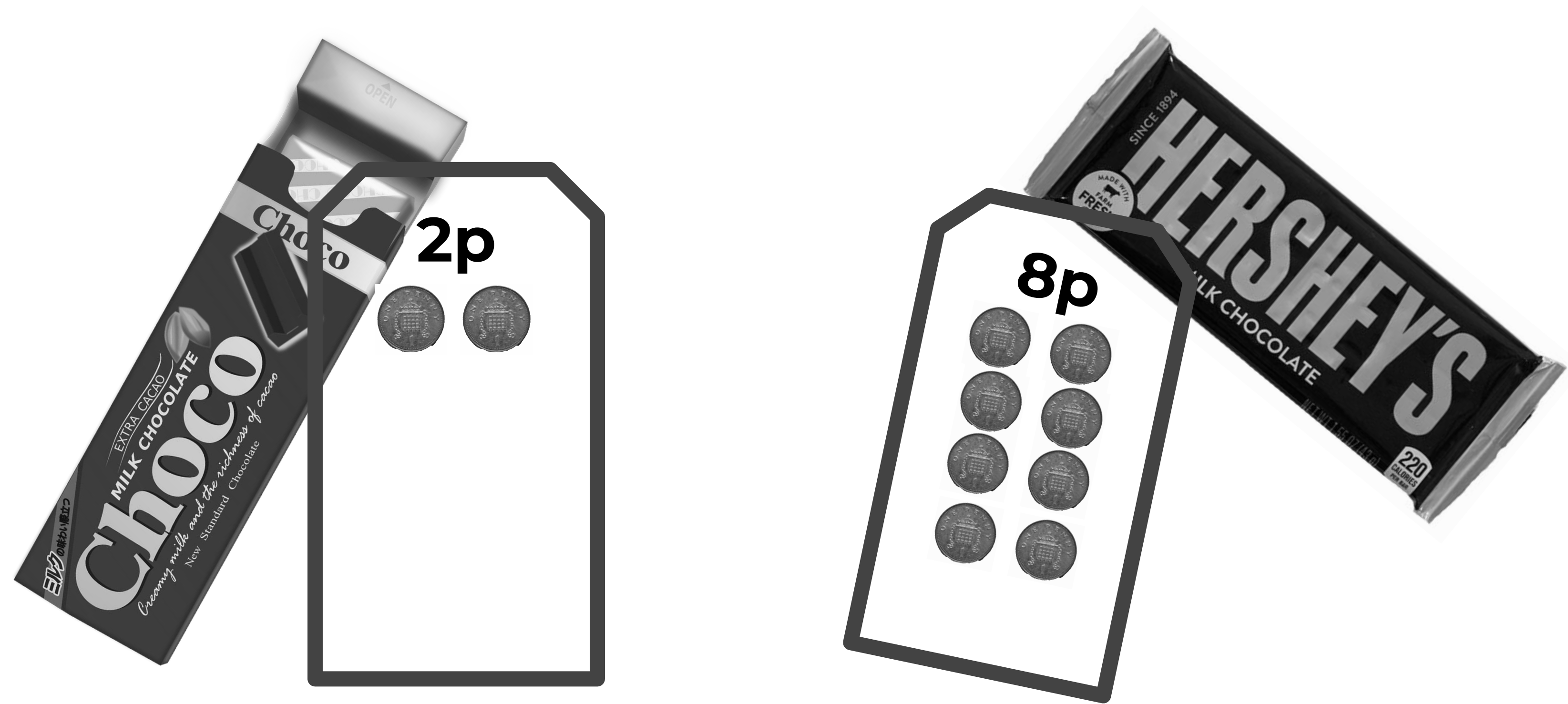
Which fruit costs more?



Credit: Google Free Use Images, Pixabay & Teacher owned image





Which chocolate bar costs more?



Credit: Google free use images & Teacher owned image





Which cake costs less?



Credit: Pixabay & Teacher owned image



Which juice costs less?



Credit: Pixabay & Teacher owned image



More and Less

**When presented with different items
which are labelled, can you find the
one which costs more or less?**



Money

Lesson 1: Identifying more and less with coins.

Make it easier

Only compare two items at a time when looking at which item costs more or less.

Count coins on a numberline in order to match them to the value of the item.

Make it harder

Compare more items when looking at which item costs more or less. Recap the terms 'most' and 'least'.

More ideas

Begin to explore money by setting up a role play area in the home. Children can 'buy' items using coins that they have and the printable price tags.



1p



2p



3p



Credit: Teacher owned image



4p



5p



6p



Credit: Teacher owned image



7p



8p



9p



Credit: Teacher owned image

