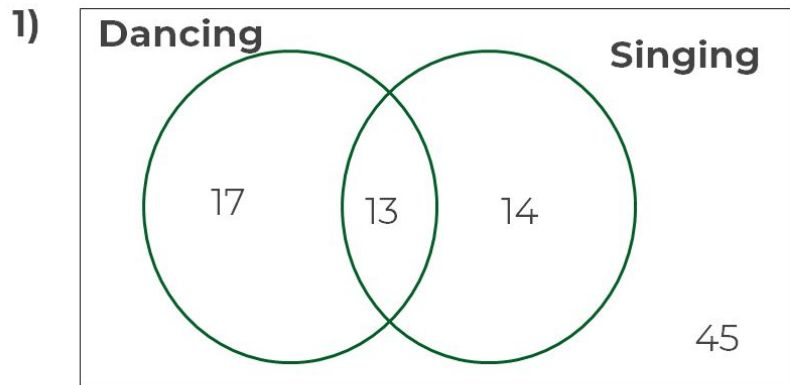


# Using Venn Diagrams for conditional probability

Miss Oreyomi



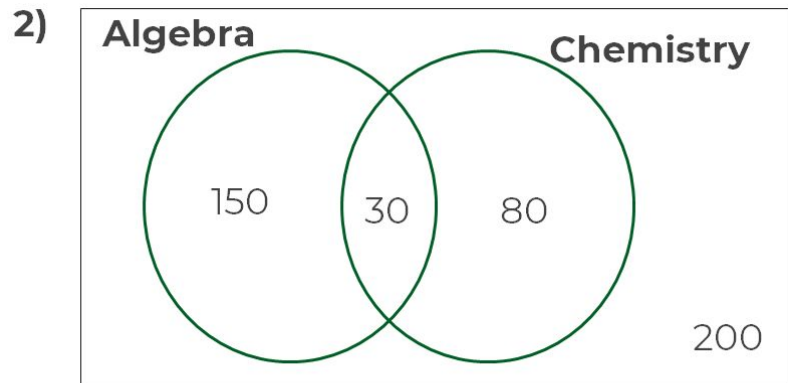
# Questions



The Venn diagram shows students that are taking extra curricular activities in school. What is the probability of a student taking on dance if they sing?



# Questions



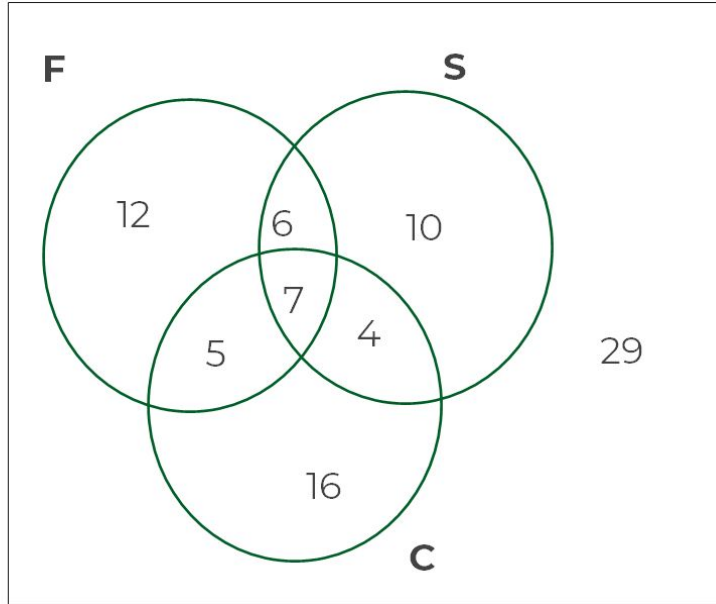
There are 500 students in a certain school. 150 students are enrolled in an Algebra course and 80 students are enrolled in a Chemistry course.

- a) What is the probability that the student is taking Chemistry given that the student is also taking algebra?
- b) Find  $(A|C)$



# Questions

3)



The Venn diagram shows students that are studying a Language subject. What is the probability of a student studying three subjects, given that they are studying at least two subjects?

