

Communication and Language: Holidays - Applying Learning

Recount Writing:
Captions for photos of a family holiday or day out

Alison



Equipment for this lesson

In this lesson you will need:

**Photos or
pictures of
holidays**



**Scissors
(parent / carer
supervision is
necessary)**




Glue



Paper



**Pencil or
pen**



Let's get ready!

Look



Listen



Learn



Introduction to the lesson

In this lesson we are going to focus on recalling a familiar event. This could be a family holiday or recent day out.

We will use photographs and objects as reminders.

We will begin by looking at photographs or objects from the event.

To build up anticipation, the objects could be hidden in a box or bag and pulled out to explore.

We will then use questions to help to create captions for our story book.



Recall

Arrange the photographs on the table.
Sequence the photographs in order.
Use questions such as these to help:


What happened first?



What happened next?



What happened last?




Images from Pixabay




Creating a story frame...

To help write an account of the event, it might help to use a story frame. You can arrange your photos on a template or write the words in the boxes.


First



Next



Last



Now it's time to complete the activity

Using the story frame


- Draw or print the story frame
- Using the pictures taken, sequence them in order. Use the language 'first', 'next', 'then', 'last'



Adding the captions...

Look at the photos you have in sequences. Ask simple questions about the pictures. These can be found on the next page. Record the answers.

First



Next



Last



Images from Pixabay



Questions to ask

Look at photos of familiar holidays or days out.

Talk about:

- Where did you go?
- Who did you go with?
- What did you do?
- What did you like best?
- What was the weather like?



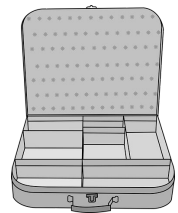
Images from Pixabay



Writing the captions

Using the caption prompts, can you add the missing word?

I packed my



I went on a



I played on the



Now it's time to complete the activity

Writing the captions

- **Underneath your pictures write your captions.**
- **The captions could be pre-written to sequence or you could use key words.**





Make it easier

Use objects and symbols to support communication.

Limit the number of photos in the sequence.

Pre-write the captions to be sequences.




Make it harder

Reduce the prompts given.

Increase the number of photos in the sequence.

Provide less support when writing the captions.



More ideas

Take photographs whilst on a walk, print out and sequence.

Make a photo book to record all the things you do over the year.

Read your book to family and friends.



Share your work with Oak National

If you'd like to, please ask your parent or carer to share your work on **Instagram, Facebook** or **Twitter** tagging **@OakNational** and **#LearnwithOak**

