

Communication and Language: Seasons - Applying Learning

# **Comprehension**

## **Weather Forecast**

**Leanne**



# For this lesson, you will need:

- Paper
- Pencil or pen
- Scissors (parent / carer supervision is necessary)
- Colouring pencils
- Video recording device



# Introduction to the lesson

In this lesson, we are going to be building sentences for a weather forecast.

We will look at days of the week, different weather types and different things you may need in each weather condition.

We will then build sentences and practise reading them before recording them on camera.



# Days of the week

To begin this lesson, we will be sequencing the days of the week.

When we listen to the weather forecast, we want to know what the weather will be like on different days so we can plan activities around this.

Write down all of the days of the week and cut them out so you can order them.

Monday

Tuesday

Wednesday

Thursday

Friday

Saturday

Sunday



# The weather

Next we will look at pictures of different types of weather.



Draw these pictures onto paper and cut them out so you can add them to your sentences.

Discuss each weather type. Ask the learner questions about this weather.

What do you like to do when it is sunny?



# The weather



# What you will need

A weather forecast can give people advice on what they will need that week.

If it is raining you will need an umbrella.

If it is sunny you will need to drink plenty of water and you will need sun cream.

Discuss the pictures on the next page. When will you need them?



# What you will need



sun cream



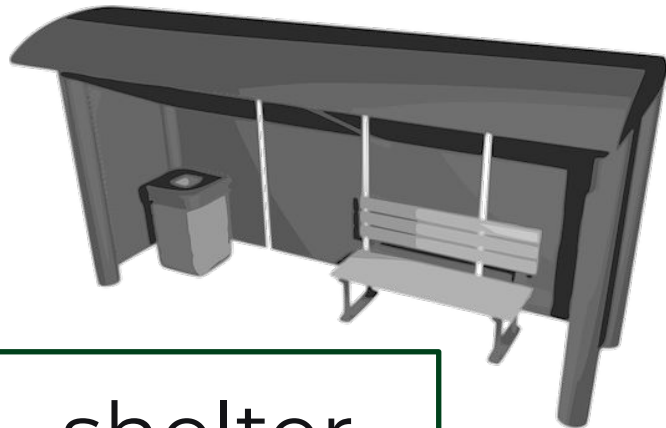
water



umbrella



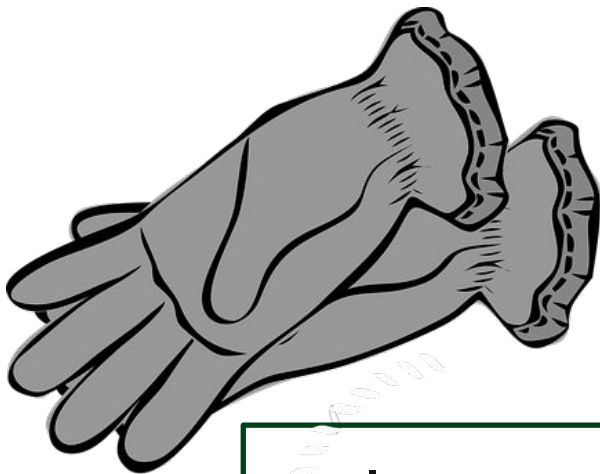
coat



shelter



wellies



gloves



# Making the weather forecast



On a piece of paper, add the pictures and words in this order.

Days of the week	Weather	You will need
On	It will be	You will need
Monday	raining 	An umbrella 



# Making the weather forecast

Continue making the weather forecast for this week. When you have finished each day, practise saying the sentence.

On	It will be	You will need
Monday	raining 	An umbrella 



# Making the weather forecast

When you have completed your weather forecast for as many days as you like, you can record the forecast for family and friends.

Start by introducing yourself. 'Hello, my name is Leanne and this is the weather forecast for this week.'

Read your sentences and show pictures to the camera.



# Now it's time to complete the activity

## Weather forecast

- **Write and sequence the days of the week.**
- **Draw the different weather types onto paper and cut them out.**
- **Draw and write the words for different things you will need for different weather types.**
- **Choose a day of the week, a weather type and something you will need.**
- **Put the words in order and practice saying the sentence.**
- **Continue for as many days as you like.**
- **Use a video recording device to record your weather forecast.**



## Make it easier

Add pictures or symbols to the word bank to support the learner.

Use resources from around the home.

## Make it harder

Create a weather forecast to match the weather in your area.

Ask the learner what they will need in different weather conditions.

Reduce the support given.

## More ideas

Observe how accurate your weather forecast was.

Add another section giving ideas for activities for this weather type.

Show your weather forecast to family and friends.

