

Oak Specialist

# Independent Living

## Unit 4- Community Living

Applying Learning



# Unit 4- Community Living

## Lesson 1- Knowing which shop to buy from

Identifying a range of high street shops and knowing what they sell.

## Lesson 3- Best Value

Comparing same items from different shop including price, quality and quantity.

## Lesson 5- People who help us

Identifying emergency services and their roles.

## Lesson 2- Putting shopping away

Knowing where to store food in the kitchen and other items.

## Lesson 4- Health support in the community

Who can support us with health and where to find help in the community.

## Lesson 5- Travel in the community/planning a journey

Following steps to plan a journey and choose the correct mode of transport.



# Lesson 5- People who help us



# Teacher notes- Lesson 5

Learning intention: Understanding the different people in our community that can help us.

1. Learning about emergency service workers and their roles. How they can help us in an emergency.
2. Looking at different healthcare professionals in our community and how they help us to stay healthy and well.
3. Discussing other professionals in our community and what role they play in helping us and offering us support when we need it. E.g. Teachers, shop assistants and our families.

-Additional resources: pen and paper



Community Living

# People who help us

Applying Learning



# Lesson activity stages

This lesson will be taught in 4 stages:

1. Emergency services who help us.
2. Health care professionals who help us.
3. Other people who help us in the community.
4. Can you think of people who help you?



# Activity 1

1. **Look closely** at the different emergency service workers on the next slide and think about their job roles.



# Emergency services



- Look at pictures a, b, and c closely. Who are these people that help us?
- What do each of them do?
- When would we come into contact with these professionals that help us?





# Emergency services - Answers

a



The Fire Service

We would see a firefighter if there was a fire.

b



The Police Service

We would see a police officer if we saw a crime or were involved in an incident.

c



The Ambulance Service

We would see a paramedic if someone was seriously hurt or ill.



## Activity 2

1. **Look closely** at the different healthcare professionals who help us on the next slide and **match** them with their job roles.



# People who help us to stay healthy


a



b



c



1



2



3



# People that help us to stay healthy - Answers


**a**



**b**



**c**



**2**



**3**



**1**



## Activity 3

1. **Look closely** at the different people in our community who help us on the next slide and **match** them with their roles.



# Other people who can help us

a



b



c



d



1



2



3



4





# Other people that can help us - Answers

a



b



c



d



4



3



1



2



# People who help us...

## In an emergency:



Police



The Ambulance  
Service and  
Paramedics



The Fire Service





# People who help us...


With our health needs:



Doctor



Dentist



Optician



# People who help us...

**If we need help, advice and support:**



Teacher



Shopkeeper



Transport-worker



Family and  
Friends



# Independent Living

## Applying Learning

Community - People who help us

### Make it easier

Focus on the emergency services and learn about the different jobs they do in the community.

### Make it harder

Think about other people that help us in our community and find out what they do to help us (e.g. refuse collectors, bus drivers, train drivers, delivery drivers, postal service workers).

### More ideas

Think about the skills you need to do one of these jobs, or research different roles within one profession (e.g. paramedics, nurses, doctors, care assistants) with a parent/carer.



# Signposting

Independent Living:

- Building Understanding- Familiar health services (Unit 4)
- Applying Learning- Health support in the community (Unit 4)



# References

Slide 8 & 9- Cambridge firefighters,Benjah, bmm27, Wikimedia Commons/Firefighters,pxhere, Creative Commons CC0/A police officer at the Buckingham Palace gate. London, UK, Власенко, Wikimedia Commons Attribution-ShareAlike 2.0 Generic (CC BY-SA 2.0) /2016 Fiat Ducato 42 Maxi West Midlands Ambulance Service 3.0,Makizox, Wikimedia Commons

Slide 11 & 12-Anesthesia, doctor, female, stethoscope, hospital, healthcare, vietnam, medical, student, healthcare and medicine,pxfuel/This image depicts a female clinician in the process of conducting a blood pressure examination upon a seated male patient in a clinical set,CDC/ Amanda Mills,Public Domain Files/ Dentist, Piquesels/ Dentist, pxhere, Creative Commons CC0/ Vision Test, Associated Retina Consultants/The Importance Of Getting An Eye Vision Test Frequently,Dr Kondrot, Healing The Eye and Wellness Center.

Slide 14 & 15-Education Crisis In India: Government Schools Short Of 1 Million Teachers,Vidhya Shree, Career India/Children in a classroom, Unsplash/Jane and Shop Assistant in Shoprite Sep-19,Simon Berry, Flickr Attribution-ShareAlike 2.0 Generic (CC BY-SA 2.0) / Tube Workers,flashbender,Flickr Attribution-ShareAlike 2.0 Generic (CC BY-SA 2.0)/I am London, Barry Collins,Flickr Attribution 2.0 Generic (CC BY 2.0)/Market stall, market hall, market, shopping, sale, stands, shop assistant, woman, retail, real people, Pxfuel/Happy family, Catherine Scott, Wikimedia Commons/ Family eating meal, National Cancer Institute, Wikimedia Commons

