

# Lesson 1: The drawing tools

Computing

**Vector drawings**




Jordan Bickel

*Materials from the Teach Computing Curriculum created by the National Centre for Computing Education*



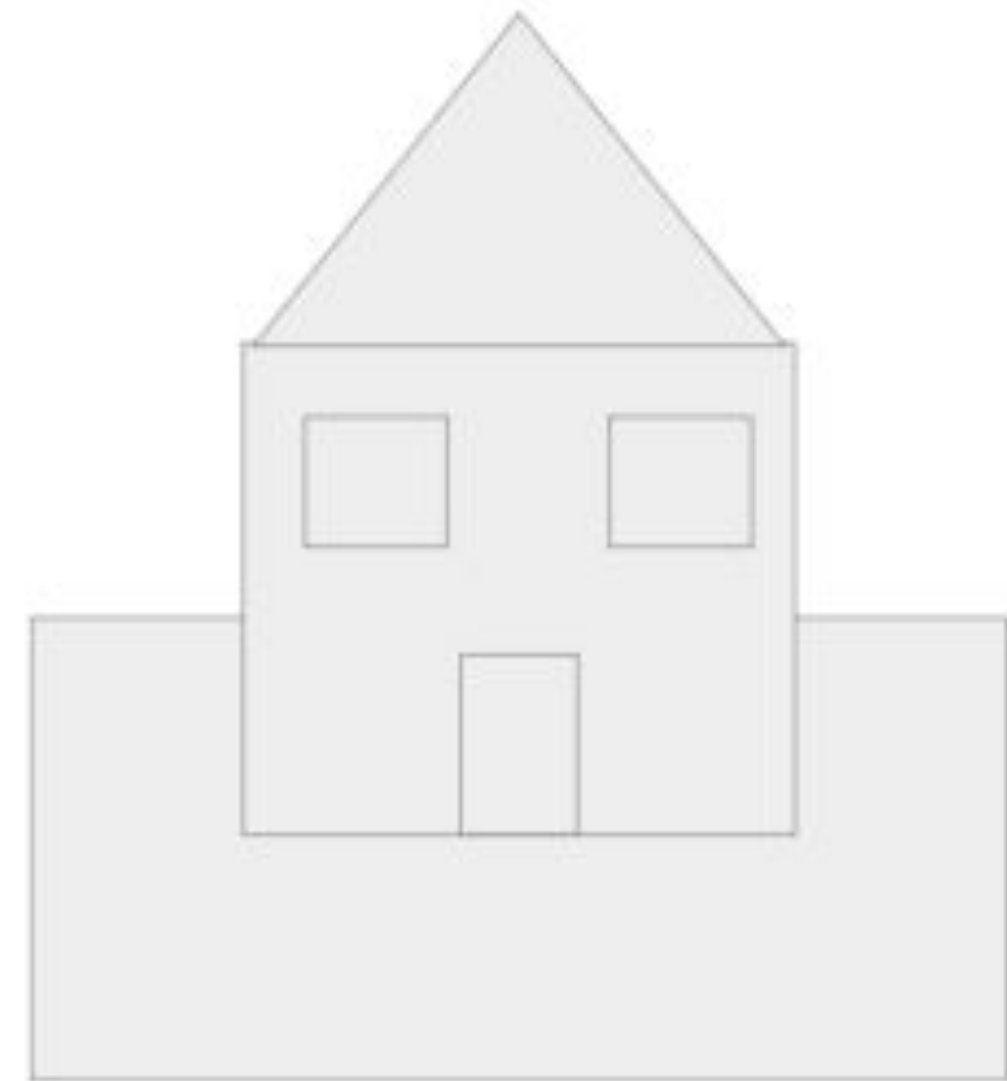
# Task 1: Can you make a picture just using shapes?

Print this page or draw each shape. Then try to create your own picture just using the shapes.



## Task 2: Draw a building

- 1) Select the shape tool. Draw a rectangle.
- 2) Use the 'polyline' tool to add a triangle on top of the rectangle.
- 3) Using your choice of tools, complete the drawing to create a simple building.



## Task 3: Selecting shapes and using colour

Use the select, fill and line colour tools to make the different parts of your building different colours.

Make sure you've clicked on the shape you want to add colour to.

