

## **Angles and Shape:**

**To identify and recognise angles as a property of a shape**

### **Main Independent Activity**

Mr Etherton



# Part 1

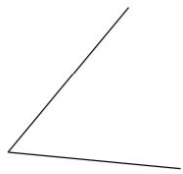
A) Sort the pictures into the correct column based on whether the pairs of lines form an angle. A has been done for you.

Lines <b>do</b> form an angle	Lines <b>don't</b> form an angle
	A

A



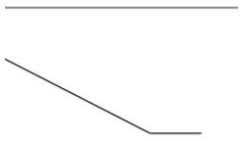
B



C



D



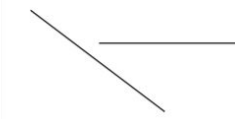
E



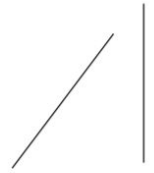
F



G



H



I



## Part 2

B) Use the symbols ( $>$ ,  $<$  and  $=$ ) to compare the size of the angles.

