


Spanish

Assessment

Year 7 Spanish

Term 3 Achievement Test

Resources by NCELP/University of York. Content has had superficial branding changes from NCELP/University of York (CC BY-NC-SA)



OAK
NATIONAL
ACADEMY

Achievement Test - Year 7 Term 3 Spanish

Your name: _____ Your class / name of teacher: _____

This test checks your knowledge of **phonics**, **vocabulary**, and **grammar**.

The test is in four sections:

Section A: Listening (20 minutes)

Section B: Reading (11 minutes)

Section C: Writing (11 minutes)

Section D: Speaking (9 minutes)

This makes a total of **51 minutes** to complete the entire test.

Remember – always just have a go! If you know some words, just write or say them!

Just do what you can!



SECTION A: Listening

Phonics

This part of the test will take around **5 minutes**.

You will hear the 15 Spanish words listed on the next slide.

Complete the spelling of each word by filling in the missing letters. **Each dash (_) represents one missing letter.**

For some of the words you hear, there may be more than one way of spelling them.

Just type in any one possible spelling for each word.

The aim is to see how you write the sounds that you hear. You won't know these words because they are very rare. Don't worry – just do your best!

You will hear each word **twice**.



1. a _ _ asar

2. _ rna

3. _ _ bil

4. _ arpa

5. _ _ ma

6. _ p_

7. _ _ _ lco

8. _ _ ta

9. apa _ ear

10. _ _ dro

11. _ nd_

12. _ mpar

13. _ _ ntal

14. _ _ ma

15. _ aina



SECTION A: Listening

Vocabulary

This part of the test will take around **11 minutes**.




PART A – MEANING

You will hear 10 Spanish words.

Put a tick under the picture or English word that best matches what you hear.

You will hear each Spanish word **twice**.



1				
	[]	[]	[]	[]





2				
	[]	[]	[]	[]



3	ugly	red	active	tall
	[]	[]	[]	[]





4	short	strange	strong	green
	[]	[]	[]	[]



5			 (shop)	
	[]	[]	[]	[]





6	five	eight	ten	seven
	[]	[]	[]	[]



7				
	[]	[]	[]	[]

8	to spend (time)	to walk	to ask	to prepare
	[]	[]	[]	[]



9				
	[]	[]	[]	[]

10	with	around	if	to
	[]	[]	[]	[]



PART B – CATEGORIES

Here are ten English categories. You will hear the categories read out to you. Then, you will **hear** four words in Spanish.

Put a tick under the word (A, B, C or D) which is a good example of the category. You will hear each set of Spanish words **twice**.

.



Which Spanish word is a good example of ...

		A	B	C	D
1	a family member	<input type="checkbox"/>	<input type="checkbox"/>	<input type="checkbox"/>	<input type="checkbox"/>
2	a language	<input type="checkbox"/>	<input type="checkbox"/>	<input type="checkbox"/>	<input type="checkbox"/>
3	a place in town	<input type="checkbox"/>	<input type="checkbox"/>	<input type="checkbox"/>	<input type="checkbox"/>
4	a school subject	<input type="checkbox"/>	<input type="checkbox"/>	<input type="checkbox"/>	<input type="checkbox"/>
5	something you wear	<input type="checkbox"/>	<input type="checkbox"/>	<input type="checkbox"/>	<input type="checkbox"/>
6	an animal	<input type="checkbox"/>	<input type="checkbox"/>	<input type="checkbox"/>	<input type="checkbox"/>
7	a direction or location	<input type="checkbox"/>	<input type="checkbox"/>	<input type="checkbox"/>	<input type="checkbox"/>
8	a classroom object	<input type="checkbox"/>	<input type="checkbox"/>	<input type="checkbox"/>	<input type="checkbox"/>
9	a hobby	<input type="checkbox"/>	<input type="checkbox"/>	<input type="checkbox"/>	<input type="checkbox"/>
10	a drink	<input type="checkbox"/>	<input type="checkbox"/>	<input type="checkbox"/>	<input type="checkbox"/>



Grammar

You will hear twelve sentences in Spanish.

You will hear each sentence **twice**.

On the next slide, decide **who the verb is referring to**. **Tick the box** next to your answer.



1	I <input type="checkbox"/>	you <input type="checkbox"/>	he/she <input type="checkbox"/>	we <input type="checkbox"/>
2	you <input type="checkbox"/>	he/she <input type="checkbox"/>	they <input type="checkbox"/>	we <input type="checkbox"/>
3	we <input type="checkbox"/>	they <input type="checkbox"/>	he/she <input type="checkbox"/>	I <input type="checkbox"/>
4	we <input type="checkbox"/>	you <input type="checkbox"/>	I <input type="checkbox"/>	they <input type="checkbox"/>
5	we <input type="checkbox"/>	they <input type="checkbox"/>	you <input type="checkbox"/>	he/she <input type="checkbox"/>
6	I <input type="checkbox"/>	you <input type="checkbox"/>	they <input type="checkbox"/>	we <input type="checkbox"/>
7	we <input type="checkbox"/>	they <input type="checkbox"/>	I <input type="checkbox"/>	you <input type="checkbox"/>
8	I <input type="checkbox"/>	we <input type="checkbox"/>	you <input type="checkbox"/>	he/she <input type="checkbox"/>
9	you <input type="checkbox"/>	I <input type="checkbox"/>	we <input type="checkbox"/>	they <input type="checkbox"/>
10	he/she <input type="checkbox"/>	we <input type="checkbox"/>	they <input type="checkbox"/>	I <input type="checkbox"/>
11	I <input type="checkbox"/>	you <input type="checkbox"/>	he/she <input type="checkbox"/>	they <input type="checkbox"/>
12	we <input type="checkbox"/>	they <input type="checkbox"/>	I <input type="checkbox"/>	he/she <input type="checkbox"/>



SECTION B: Reading

Vocabulary

PART A – SYNONYMS

On the following slides, **tick the box** next to the word with **the most similar** meaning to the word in bold.

This part of the test will take around **1 minute**.



1) Es alegre . Es _____.	a) aburrido	<input type="checkbox"/>
	b) serio	<input type="checkbox"/>
	c) feliz	<input type="checkbox"/>
	d) importante	<input type="checkbox"/>
2) Debo limpiar la bicicleta. Debo _____ la bicicleta.	a) buscar	<input type="checkbox"/>
	b) estudiar	<input type="checkbox"/>
	c) lavar	<input type="checkbox"/>
	d) cambiar	<input type="checkbox"/>
3) El señor está en la calle. El _____ está en la calle.	a) vaso	<input type="checkbox"/>
	b) equipo	<input type="checkbox"/>
	c) compañero	<input type="checkbox"/>
	d) hombre	<input type="checkbox"/>



4) Puede hacer ejercicio . Puede hacer _____.	a) un favor	<input type="checkbox"/>
	b) deporte	<input type="checkbox"/>
	c) algo	<input type="checkbox"/>
	d) una puerta	<input type="checkbox"/>

5) El campo es hermoso . El campo es _____.	a) verdadero	<input type="checkbox"/>
	b) antiguo	<input type="checkbox"/>
	c) bonito	<input type="checkbox"/>
	d) moreno	<input type="checkbox"/>



PART B – OPPOSITES

On the following slides, **tick the box** next to the word with the **opposite** meaning to the word in bold.

1) Siempre hace los deberes. _____ hace los deberes.	a) sólo	<input type="checkbox"/>
	b) a veces	<input type="checkbox"/>
	c) nunca	<input type="checkbox"/>
	d) normalmente	<input type="checkbox"/>

2) La cámara es mala . La cámara es _____.	a) falsa	<input type="checkbox"/>
	b) grande	<input type="checkbox"/>
	c) buena	<input type="checkbox"/>
	d) electrónica	<input type="checkbox"/>



3) El ordenador es barato . El ordenador es _____.	a) loco	<input type="checkbox"/>
	b) caro	<input type="checkbox"/>
	c) nervioso	<input type="checkbox"/>
	d) tonto	<input type="checkbox"/>
4) La silla está delante de la mesa. La silla está_____ de la mesa.	a) aquí	<input type="checkbox"/>
	b) debajo	<input type="checkbox"/>
	c) también	<input type="checkbox"/>
	d) detrás	<input type="checkbox"/>
5) El río está oscuro . El río está _____.	a) solo	<input type="checkbox"/>
	b) rico	<input type="checkbox"/>
	c) claro	<input type="checkbox"/>
	d) famoso	<input type="checkbox"/>



PART C – ASSOCIATIONS

On the following slides, **tick the box** next to the word which **best goes together** with the word in bold.

1) el dinero	a) comprar	<input type="checkbox"/>
	b) el mar	<input type="checkbox"/>
	c) agosto	<input type="checkbox"/>
	d) la llamada	<input type="checkbox"/>

2) el mensaje	a) el caballo	<input type="checkbox"/>
	b) el norte	<input type="checkbox"/>
	c) recibir	<input type="checkbox"/>
	d) ser	<input type="checkbox"/>



3) viajar	a) seis	<input type="checkbox"/>
	b) el lunes	<input type="checkbox"/>
	c) amarillo	<input type="checkbox"/>
	d) las vacaciones	<input type="checkbox"/>
4) la basura	a) el primo	<input type="checkbox"/>
	b) sacar	<input type="checkbox"/>
	c) el árbol	<input type="checkbox"/>
	d) entre	<input type="checkbox"/>
5) la escuela	a) la cosa	<input type="checkbox"/>
	b) el suelo	<input type="checkbox"/>
	c) julio	<input type="checkbox"/>
	d) los deberes	<input type="checkbox"/>



6) la ventana	a) organizar	<input type="checkbox"/>
	b) el animal	<input type="checkbox"/>
	c) abrir	<input type="checkbox"/>
	d) perdón	<input type="checkbox"/>
7) el campo	a) la estación	<input type="checkbox"/>
	b) la naturaleza	<input type="checkbox"/>
	c) la carne	<input type="checkbox"/>
	d) la opción	<input type="checkbox"/>
8) aprender	a) la ciencia	<input type="checkbox"/>
	b) la plaza	<input type="checkbox"/>
	c) la comida	<input type="checkbox"/>
	d) el mar	<input type="checkbox"/>



9) el libro	a) hola	<input type="checkbox"/>
	b) correr	<input type="checkbox"/>
	c) leer	<input type="checkbox"/>
	d) estar	<input type="checkbox"/>

10) la bicicleta	a) participar	<input type="checkbox"/>
	b) montar	<input type="checkbox"/>
	c) otra vez	<input type="checkbox"/>
	d) hasta luego	<input type="checkbox"/>



Grammar

This part of the test will take around **6½ minutes**.

PART A

Read the sentences. Choose who the **verb is referring to**.

Tick the box next to the person or people the sentence is about.

1	I	<input type="checkbox"/>	Disfrutan las vacaciones
	you	<input type="checkbox"/>	
	we	<input type="checkbox"/>	
	they	<input type="checkbox"/>	
2	you	<input type="checkbox"/>	Necesito un periódico.
	we	<input type="checkbox"/>	
	I	<input type="checkbox"/>	
	they	<input type="checkbox"/>	



3	he/she	<input type="checkbox"/>	Hablas con los profesores.
	we	<input type="checkbox"/>	
	they	<input type="checkbox"/>	
	you	<input type="checkbox"/>	
4	they	<input type="checkbox"/>	Son guapos.
	we	<input type="checkbox"/>	
	you	<input type="checkbox"/>	
	he/she	<input type="checkbox"/>	
5	you	<input type="checkbox"/>	Estamos en Madrid.
	he/she	<input type="checkbox"/>	
	we	<input type="checkbox"/>	
	they	<input type="checkbox"/>	
6	I	<input type="checkbox"/>	Tienes tres hermanas.
	you	<input type="checkbox"/>	
	we	<input type="checkbox"/>	
	they	<input type="checkbox"/>	



7	he/she	<input type="checkbox"/>	Vives en Inglaterra.
	we	<input type="checkbox"/>	
	you	<input type="checkbox"/>	
	they	<input type="checkbox"/>	
8	I	<input type="checkbox"/>	Corre por el parque.
	he/she	<input type="checkbox"/>	
	they	<input type="checkbox"/>	
	you	<input type="checkbox"/>	
9	you	<input type="checkbox"/>	Doy un regalo.
	I	<input type="checkbox"/>	
	we	<input type="checkbox"/>	
	they	<input type="checkbox"/>	
10	he/she	<input type="checkbox"/>	Quiere una revista.
	I	<input type="checkbox"/>	
	you	<input type="checkbox"/>	
	they	<input type="checkbox"/>	



11	he/she	<input type="checkbox"/>	Debes estudiar en silencio.
	they	<input type="checkbox"/>	
	you	<input type="checkbox"/>	
	I	<input type="checkbox"/>	

7	they	<input type="checkbox"/>	Puedo participar.
	I	<input type="checkbox"/>	
	we	<input type="checkbox"/>	
	he/she	<input type="checkbox"/>	



PART B

Decide what these Spanish sentences mean in English.

Tick the box next to your answer.

1. Es alegre. ☐ He is cheerful (now). ☐ He is cheerful (in general).

2. Estás nerviosa. ☐ You are nervous (now). ☐ You are nervous (in general).



PART C

Choose which word could replace the **underlined** word.

Tick the box by the **article** that completes the sentence.

1. Uso **una** bicicleta.

☐ el

☐ la

☐ los

☐ las

2. Quiere **el** barco.

☐ un

☐ una

☐ unos

☐ unas

3. Necesito **los** zapatos.

☐ un

☐ una

☐ unos

☐ unas



PART D

Write the words in each box in the correct order.

<div>interesante</div> <div>una</div> <div>revista</div>	<div>Correct order:_____</div>
<div>verde</div> <div>el</div> <div>árbol</div>	<div>Correct order:_____</div>



PART E

Choose either **hay** or **tiene** to complete the sentence.

Tick the box next to the noun that completes the sentence.

1. El pueblo _____ unos lugares verdes.

☐ hay

☐ tiene

2. En el centro _____ unos edificios importantes.

☐ hay

☐ tiene



PART F

Decide what the sentences mean. **Tick the box** next to your answer.

1. Escuchas música.

☐ You listen to music.

☐ You do not listen to music.

2. No hace deporte.

☐ He does sport.

☐ He does not do sport.

3. No llevo una camisa.

☐ I wear a shirt.

☐ I do not wear a shirt.



SECTION C: Writing

Vocabulary

This part of the test will take around **5 minutes**.

Translate the **English words in brackets** on the following slides to complete the **Spanish** sentence.



1) _____ los martes es normal. (**playing**)

2) _____ persona está en el museo. (**every**)

3) La cosa está _____. (**outside**)

4) Debe _____. (**to drink**)

5) Es importante _____. (**to work**)

6) Está guapo _____. (**today**)

7) La plaza está _____. (**there**)

8) ¿_____ está Sara? (**how**)

9) _____ está en Madrid. (**the woman**) (write **two** words)

10) ¿_____ es la frase correcta? (**which**)



11) Lucía estudia inglés, _____ no estudia arte. (**but**)

12) ¿_____ estudias? (**how much**)

13) Vives en _____. (**France**)

14) Escribe _____. (**a lot**)

15) ¿_____ es la chica? (**who**)

16) Es normal_____ la clase. (**to enjoy**)

17) Es _____. (**the Wednesday**)

(write **two** words)

18) ¿_____ tienes? (**what**)

19) Está en _____. (**the train**)

(write **two** words)

20) ¿Quieres _____? (**the water**)

(write **two** words)



Grammar

This part of the test will take around **5½ minutes**.

PART A

Complete the sentences by writing the Spanish for the English in brackets.

1. _____ el mar. (she looks at)

2. ¿ _____ con la profesora? (do we arrive)

3. ¿ _____ a Diego? (do you write)

4. _____ tarde. (they respond, reply)

Clues:

mirar = *to look at*

llegar = *to arrive*

escribir = *to write*

responder = *to respond, to reply*



PART B

Write the **Spanish** for the English given in brackets.

1. _____ en la ciudad. (they are) (for location)
2. _____ unas chicas serias. (we are) (for permanent characteristics)
3. _____ los platos blancos. (I have)
4. _____ unas bolsas nuevas. (she gives)



PART C

Complete these sentences with the **Spanish** for the English in brackets.

1. Das _____ cosa (f). (a)

2. Tienes _____ gato (m). (the)

3. Quiero los teléfonos _____. (new)

4. Tenemos la planta _____. (small)

clues:

nuevo = *new*

pequeño = *small*



PART D

Complete these sentences with the **Spanish** for the English in brackets.

		CLUES:
1.	_____ con el profesor. (You can speak)	poder = <i>to be able to, can</i> hablar = <i>to speak</i>
2.	_____ el teléfono. (He must use)	deber = <i>to have to, must</i> usar = <i>to use</i>
3.	_____ un regalo. (I want to ask for)	querer = <i>to want to,</i> pedir = <i>to ask for</i>



SECTION D: Speaking

You will need to **record** your speaking. Your teacher may have given you instructions already. If not, use the instructions below:

Before you start this section of the test, please go to this website: **vocaroo.com**. It will open in a new tab. Click the **red record button**, then come back to this test.



Phonics

This part of the test will take around **1 ½ minutes**.

That's 6 seconds per word – you have time to think about each one carefully.

Read this list of Spanish words aloud. You won't know the words – they are rare. Just say them as you think they should sound.

You will get marks for pronouncing the **bold, underlined** parts of each word correctly.

If you're not sure, don't worry – just have a go and do your best.



1. **e**nte

9. **go**do

2. **l**agar

10. **ci**sne

3. **que**dón

11. **ñ**apa

4. **arr**asar

12. **h**endir

5. **gi**bar

13. **ga**mo

6. **v**asco

14. **ge**rmen

7. **a**neblar

15. **z**apar

8. **j**irón



Vocabulary

This part of the test will take around **2 minutes**.

Say the **Spanish** for the words on the next two slides. **Remember** to say the word for **'the'** if needed!



1. the mountain (say **two** Spanish words, include the word for 'the')
2. very (say **one** Spanish word)
3. late (say **one** Spanish word)
4. the bed (say **two** Spanish words, include the word for 'the')
5. the paper (say **two** Spanish words, include the word for 'the')
6. the morning (say **two** Spanish words, include the word for 'the')
7. although (say **one** Spanish word)
8. where? (say **one** Spanish word)
9. eleven (say **one** Spanish word)
10. but (say **one** Spanish word)



11. the meat (say **two** Spanish words, include the word for 'the')
12. the east (say **two** Spanish words, include the word for 'the')
13. after (say **one** Spanish word)
14. the language (say **two** Spanish words, include the word for 'the')
15. during (say **one** Spanish word)
16. the view (say **two** Spanish words, include the word for 'the')
17. Spain (say **one** Spanish word)
18. blue (say **one** Spanish word)
19. the Saturday (say **two** Spanish words, include the word for 'the')
20. the mother (say **two** Spanish words, include the word for 'the')



Grammar

This part of the test will take around **5 minutes**.

PART A

Say the Spanish for the English in brackets. The **gaps** tell you how many Spanish words you will need. The clue tells you which **verb** to use.

Clues:

1. _____ español. (he speaks)
2. ¿_____ un teléfono? (do I use)
3. _____ en barco. (you arrive)
4. ¿_____ chino? (do you learn)
5. _____ revistas. (I write)
6. ¿_____ ayuda? (do they look for)

to speak = *hablar*

to use = *usar*

to arrive = *llegar*

to learn = *aprender*

to write = *escribir*

to look for = *buscar*



PART B

Say the **Spanish** for the English in brackets.

The lines tell you how many words you need. The clue tells you which **noun** & **adjective** to use.

clues:

1. Estamos en _____. (the white house)

white = *blanco*; house = *casa* (f.)

2. Son _____. (the tall boys)

tall = *alto*; boy = *chico* (m.)

3. Tiene _____. (a red plate)

red = *rojo*; plate = *plato* (m.)

4. Tienes _____. (some new shirts)

new = *nuevo*; shirt = *camisa* (f.)



PART C

PART C

Say the **Spanish** for the English in brackets. The clue tells you which **verbs** to use.

Clues:

1. _____ inglés. (he can speak) to be able to, can = *poder*; to speak = *hablar*
2. _____ en clase. (I must listen) to have to, must = *deber*; to listen = *escuchar*
3. _____ a la escuela. (you want to walk) to want to = *querer*; to walk = *caminar*



Now go back to the Vocaroo window.

Click on the **red button**. Click on **"Save & Share"**.

Copy & paste / write the URL for your Vocaroo recording here:

END OF ASSESSMENT

