

Oak Specialist

# **Independent Living**

## **Unit 4 - Community Living**

### **Lesson 2 - Shopping in the supermarket**

Building Understanding



# Unit 4- Community Living

## Lesson 1- Knowing which shop to buy from

Which shops sell what items?  
Matching shopping to shops.

## Lesson 3- What's on the high street?

Recognising and locating places of interest on a high street.

## Lesson 5- Transport

Identifying transport modes and choosing correct mode for type of travel.

## Lesson 2- Shopping in the supermarket

Writing a shopping list, choosing the correct aisle and counting money.

## Lesson 4- Familiar health services

Recognising familiar health professionals and matching jobs to their roles.

## Lesson 6- Travel in the community

Planning a simple journey.



# Teacher notes- Shopping in the supermarket

Learning Intention- To match shopping items to the correct aisle depending on category. To identify the correct coins for the price of the item.

1. Discuss what you need to have before going shopping.
2. Read and write/find the symbol of the item on the shopping list. You could collect the items on the list and play the game as you follow the lesson.
3. Choose which aisle you would find the item. Discuss the type of food found on the isles and why it is categorised.
4. Use real coins or those on the screens to count the correct amount depending on the price.
5. Repeat for each item. You could extend learning at each step.

Resources- coins and box/bag and real shopping items if wanted.



## Lesson Activity Stages

1. Read the shopping list
2. Find the correct aisle
3. What coins do I need?
4. My shopping basket

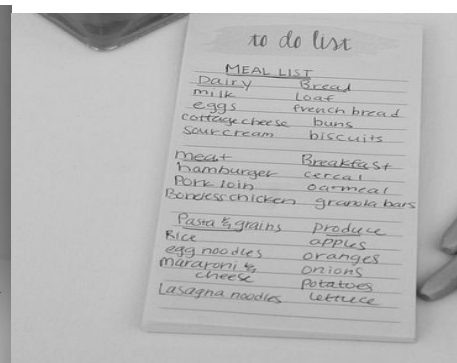


# What do we need?

Discuss what you need before going shopping.

Can you find these items?

If you have a real bag or box you could collect the shopping items and put them in the bag or box as you follow the lesson.



# Shopping List

Write a shopping list together or read the list on the slide. Use symbols, signs or a communication book to support your learner to read each item.



# Which aisle?

## Tomatoes



## Dairy



Ask - "Which aisle do we find tomatoes in?  
Are they in the dairy aisle or fruit and veg aisle?"

Model pointing to the correct answer if your learner needs support. If you are using real tomatoes, encourage your learner to put them into their bag.

## Fruit and Vegetables



Or



# Which coins?

**£0.50**

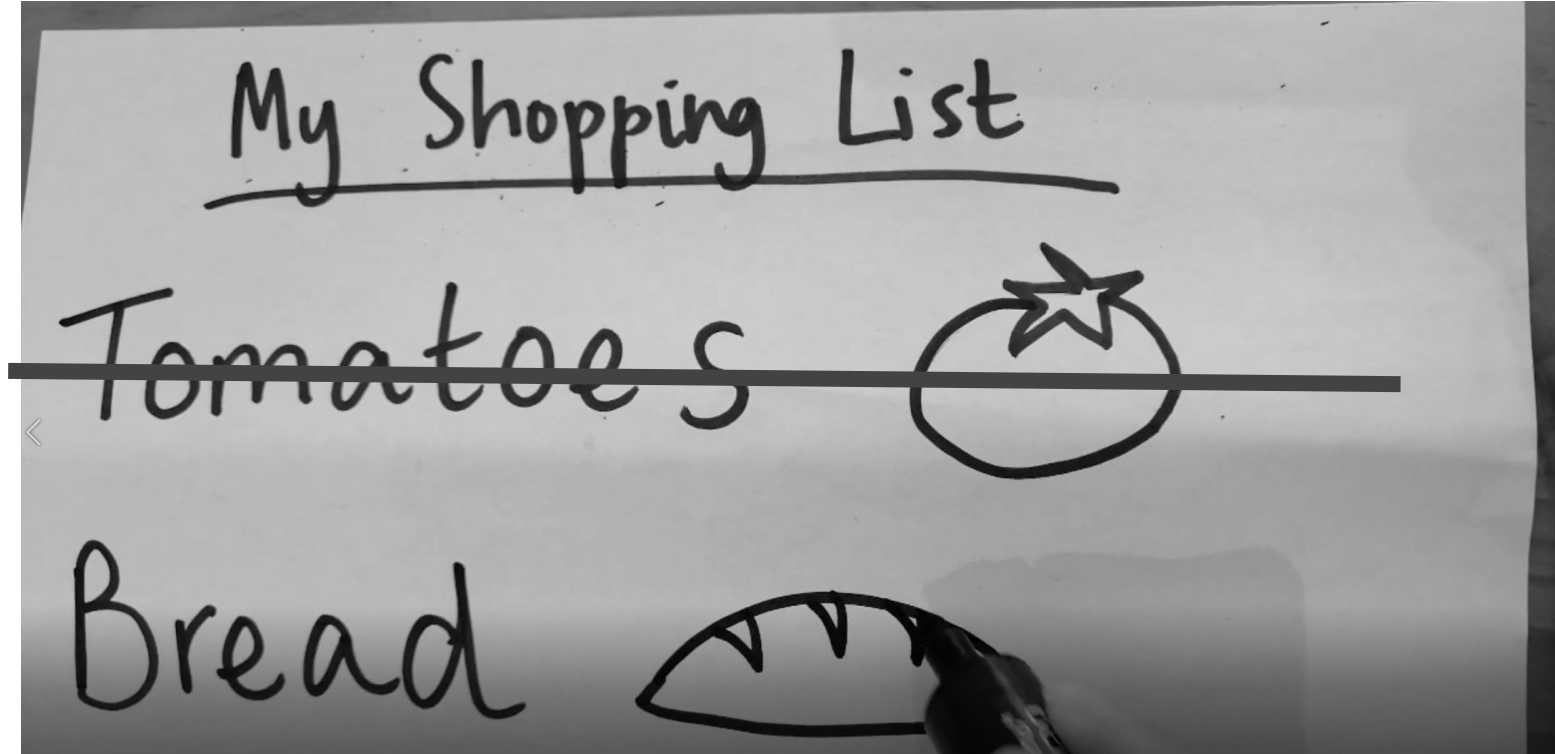


Look at the cost of the item.  
Can you make 50p with the coins you have or with the coins on the slide? Are there more ways of making 50p than just using one coin? You could hold up the correct real coin(s) and ask your learner to match it to the coin(s) on the slides.





# Shopping List



# Bread



Ask - “Which aisle do we find bread in? Is it in the bakery aisle or soft drinks aisle?”  
Model pointing to the correct answer if your learner needs support. If you are using real bread, encourage your learner to put it into their bag.

# Bakery



## Soft Drinks



Or



# Which coins?

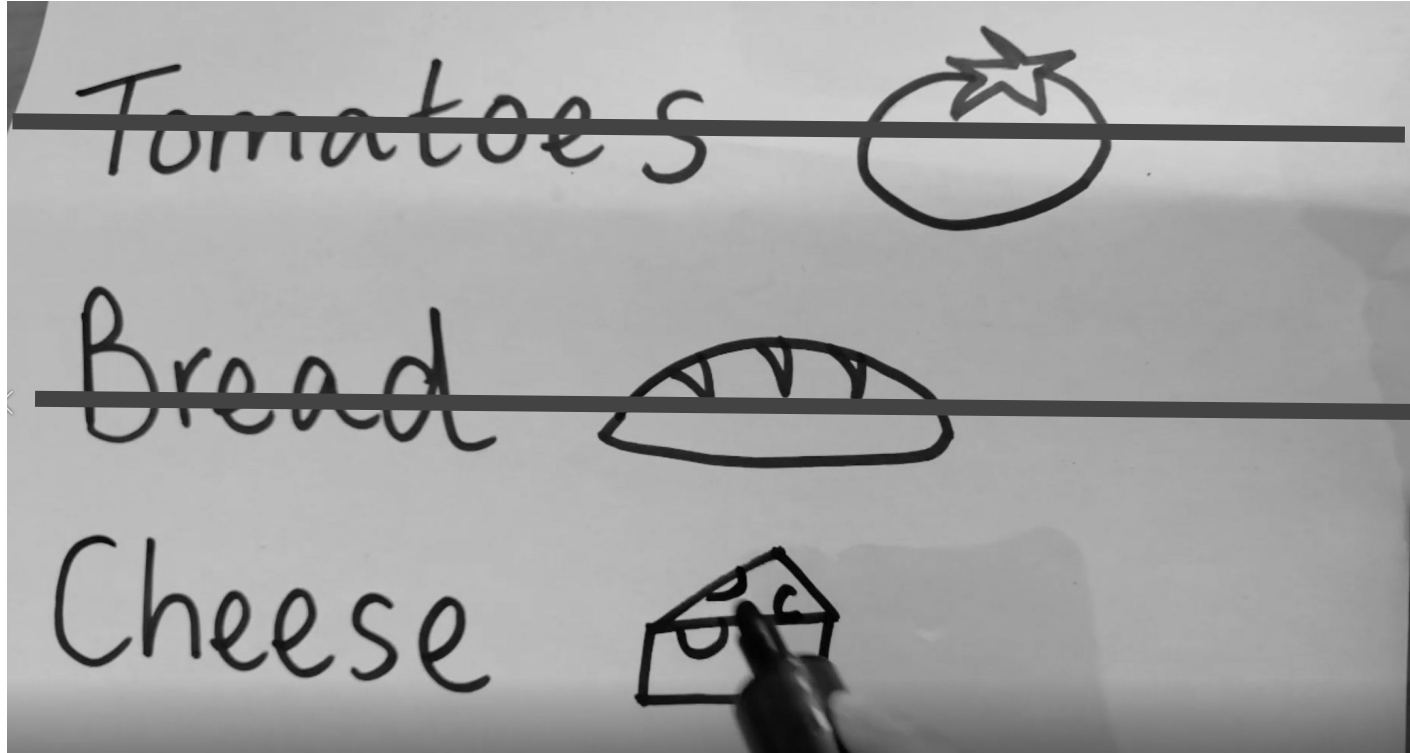
**£1.20**



Look at the cost of the item. Can you make £1.20 with the coins you have or with the coins on the slide? Are there more ways of making £1.20? You could hold up the correct real coin(s) and ask your learner to match it to the coin(s) on the slides.



# Shopping List



# Which aisle?



## Dairy



## Bakery



# Or






# Which coins?

**£2.15**




# Shopping List



# Which aisle?

## Pharmacy



## Soft Drinks




Or



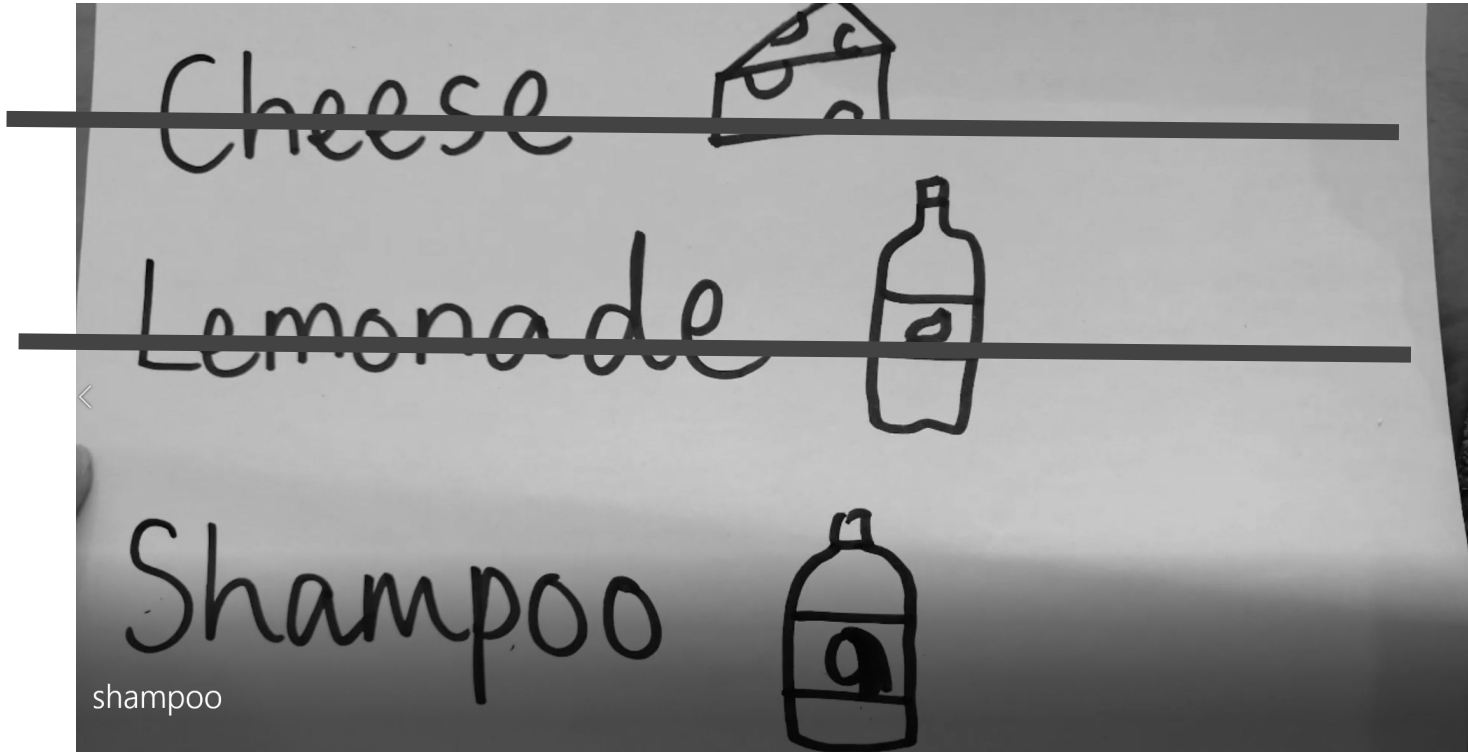


# Which coins?

£0.25



# Shopping List



# Which aisle?

## Pharmacy



Or

## Fruit and Vegetables



# Which coins?

£3



# My shopping basket - Total cost?




**£0.50**



**£1.20**



**£2.15**



**£0.25**



**£3**



0.50  
1.20  
2.15  
0.25  
3.00  

---

£ 7.10



# Independent Living

## Community Living

### Shopping in the supermarket

#### Make it easier

- Practise packing a bag.
- Sort food items into categories.
- Follow the lesson without counting coins.

#### Make it harder

- Introduce other aisles in a supermarket.
- Discuss reason for fridge aisles.
- Copy the game; exchanging correct money for items.

#### More ideas

- Make a real shopping list for the supermarket.
- Explore online supermarkets with parent/carer.
- Locate barcodes on items in preparation for using a self service checkout.



# Further Learning with Oak National

## Independent Living:

- Building Understanding- What's on the high street (Unit 4)
- Building Understanding- Supermarket shopping (Unit 4)
- Applying Learning- Knowing which shop to buy from (Unit 4)
- Applying Learning- Putting shopping away (Unit 4)

## Numeracy:

- Applying Learning- Money (Unit 6)

## Occupational Therapy:

- Activities of Daily Living (Unit 6)





# References

Slide 5- Wallet, Pixabay / Money, Pixabay / Eco friendly bags, Pixabay / Shopping List, Pixabay

Slide 7- Tomatoes, Pixabay / Dairy, Unsplash / Fruits, Unsplash

Slide 10- White Bread Loaf, Needpix / Bakery, Pexels / Soft drinks, Pixabay

Slide- 13- Supermarket shelf, Needpix / Cheddar Mature Cheese, Needpix / Bakery, Pexels

Slide 16- Fizzy drink, Pixabay / Pharmacy, Unsplash / Soft drinks, Pixabay

Slide 19- Thai Shampoo, Needpix / Pharmacy, Unsplash / Fruits, Unsplash

