


Computing

Lesson 2: Quick Calculations

Halima Bhayat

Materials from the Teach Computing Curriculum created by the National Centre for Computing Education



OAK
NATIONAL
ACADEMY

Task 1 Calculation practice

<i>JX</i>							
	A	B	C	D	E	F	
1							
2							
3							
4							
5		Question number				Your answer	
6		1	14	*	7		
7		2	179	+	56		
8		3	625	-	341		
9		4	8	*	77		
10		5	764	/	4		
11							

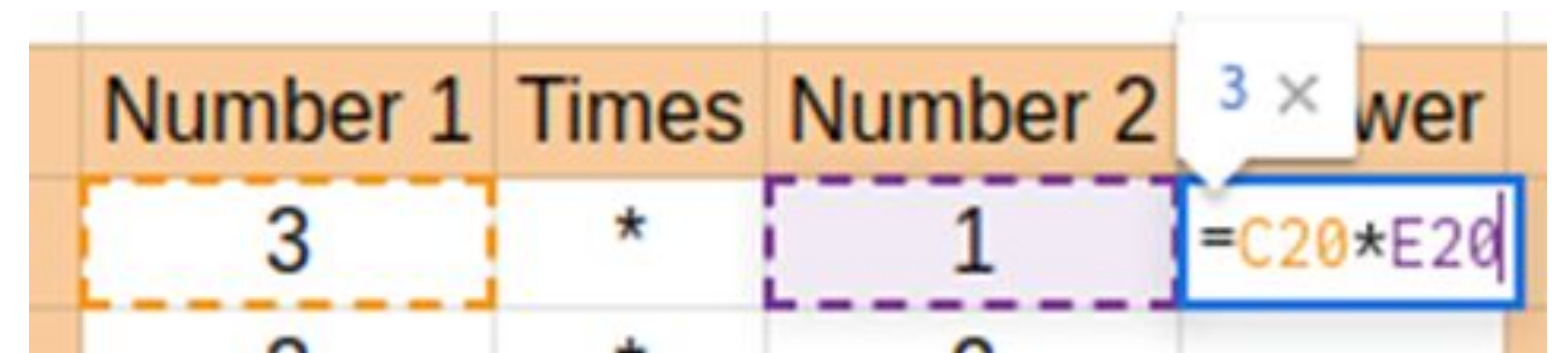
Credit: Halima Bhayat



Your first formula?

- A formula always starts with the = symbol
- Symbol for multiplication: *
- Symbol for division: /

For Task 1 can you enter formulas in column F to work out answers for Question 1 to 5?



The screenshot shows a portion of an Excel spreadsheet. The header row has four columns: 'Number 1', 'Times', 'Number 2', and 'Answer'. Below the header, the first row contains the values '3', '*', '1', and '=C20*E20'. The cell containing '3' is highlighted with a dashed orange border. The cell containing '1' is highlighted with a dashed purple border. The cell containing the formula '=C20*E20' is highlighted with a solid blue border. A small tooltip is visible above the formula cell, showing '3 x 1'.

Number 1	Times	Number 2	Answer
3	*	1	=C20*E20

Credit: Halima Bhayat



Task 2 Cake recipe

	A	B	C	D	E	F	G	H	I	J	K	L
1	Ingredient	Measurements	Quantity	Two times	Three times	Half (divide by two)	Ingredient	Measurements	Quantity	Two times	Three times	Half (divide by
2	Chocolate chip muffins						Cupcakes					
3	Eggs		2				Self-raising flour	g	125			
4	Vegetable oil	ml	125				Margarine	g	125			
5	Semi-skimmed r	ml	250				Caster sugar	g	125			
6	Caster sugar	g	250				Eggs		2			
7	Flour	g	400				Butter	g	125			
8	Baking powder	tsp	3				Icing sugar	g	225			
9	Salt	tsp	1									
10	Chocolate chips	g	100									
11												
12	Blueberry muffins						Dair- free chocolate cupcakes					
13	Flour	g	275				Self-raising flour	g	150			
14	Baking powder	tsp	2				Cocoa powder	g	30			
15	Caster sugar	g	125				Caster sugar	g	175			
16	Butter, melted	g	75				Dairy-free marg	g	175			
17	Eggs, beaten		2				Eggs		3			
18	Milk	ml	300				Vanilla extract	tsp	0.33			
19	Blueberries	g	125				Dairy-free dark	g	75			
20												


Credit: Halima Bhayat



Autofill

- What is it and why is it needed?
- Look for the little square on the bottom right corner of a cell.

Task 2 - Can you create a formula which can double or divide a quantity and uses an autofill.



1	2	
2	2	
3	2	
4	2	
1	3	
2	3	
3	3	
4	3	

Credit: Halima Bhayat

