

Draw and interpret a frequency tree

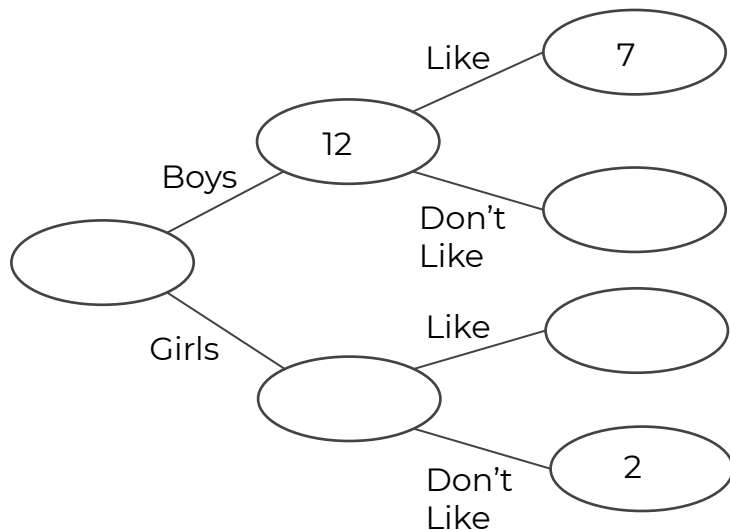
Maths

Mr Clasper

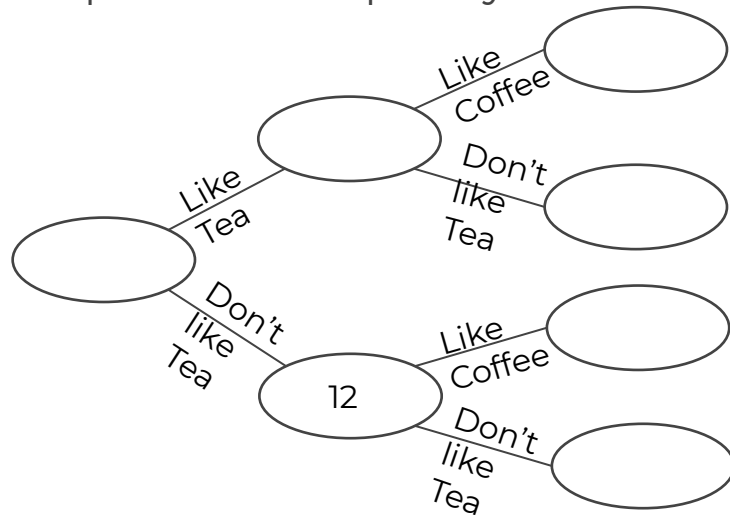


Draw and interpret a frequency tree

1. 20 boys and girls were asked if they liked to watch football. Complete the frequency tree.




2. 40 people were asked if they like tea and coffee. 18 people like coffee and 6 didn't like tea or coffee. Complete the frequency tree.



Draw and interpret a frequency tree

3. The frequency tree shows information about students who like school. How many more girls like school than boys?

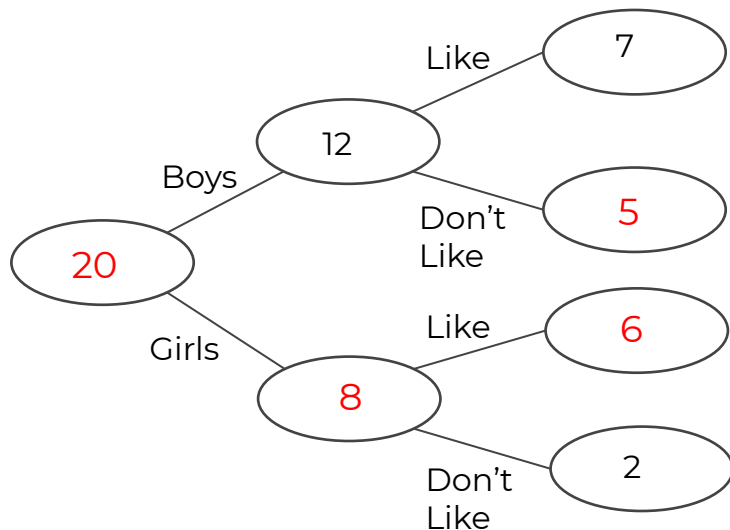


Answers

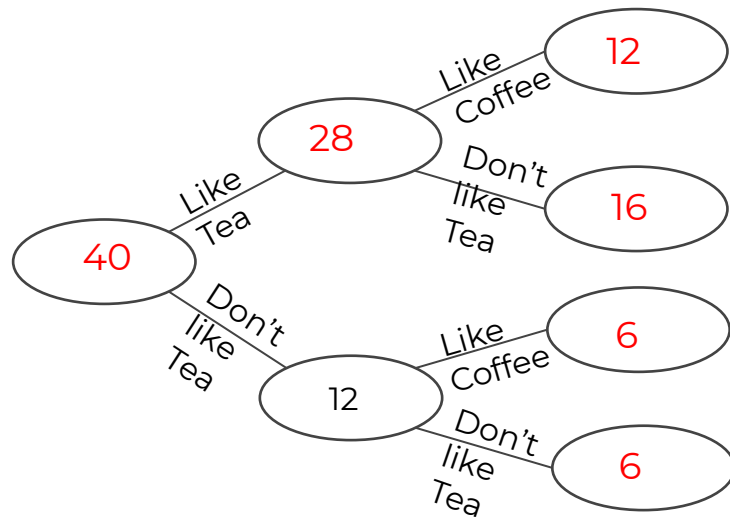


Draw and interpret a frequency tree

1. 20 boys and girls were asked if they liked to watch football. Complete the frequency tree.



2. 40 people were asked if they like tea and coffee. 18 people like coffee and 6 didn't like tea or coffee. Complete the frequency tree.



Draw and interpret a frequency tree

3. The frequency tree shows information about students who like school. How many more girls like school than boys?

