

Oak Specialist

Independent Living

Unit 1- Home Management

Building Understanding



Unit 1- Home Management

Lesson 1- Cleaning in the home

Recognising common cleaning equipment and where to use it.

Lesson 3- Sorting in the kitchen

Recognising kitchen appliances and what we use them for.

Lesson 5- Clothes for occasions

Identifying different items of clothing dependent on the occasion or weather.

Lesson 2- Setting the table

Counting equipment needed and using a visual to set the table.

Lesson 4- Organising clothes

Sorting clothes by category and folding correctly.

Lesson 6- Using a washing machine

Following step by step instructions to use a washing machine.



Lesson 2- Setting the table



Teacher notes- Setting the table

Learning Intention: To select correct items needed to set the table for up to four people.

1. Identify the correct items needed for setting the table from a choice of images.
2. Model how many people you are setting the table for and how many of each item you will need.
3. Collect the correct items needed to set the table.
4. Follow the support ideas to set the table correctly.
5. Can you repeat the pattern to set the table for four people?

Resources- plates, cups, cutlery, paper, pen



Home Management

Setting the table

Building Understanding



Lesson Activity Stages

1. - Items for setting the table
2. - Counting items
3. - Collecting items
4. - Setting the table




What do we need to set the table?

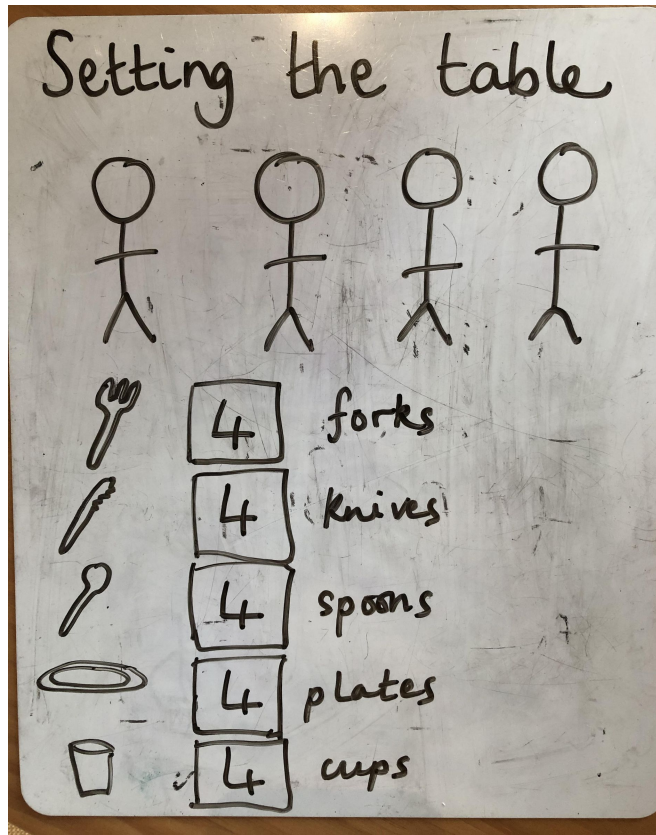
glasses	ball	bowl	ironing board
knife	spoon	pencil	shoe
brush	plate	hairdryer	fork



How many people are coming for dinner?
How many of each item will I need?



Collect all the items you need



knife

fork


spoon

plate

glass



Use a template or frame to help!



template




frame




Example-



Can you set the table for four people using the items you have?



Example-



Independent Living

Building Understanding

Setting the table

Make it easier

- Only set the table for one person
- Set the table on top of a drawn template

Make it harder

- Can you tidy the items to the correct place in the kitchen?
- What different items do you need at breakfast time?
- Complete the sequence: set the table/wash the dishes/put the items away

More ideas

- Make a chart and tick off each day that you set the table
- Can you set out items needed for a tea party?



Further Learning with Oak National

Independent Living:

- Building Understanding- Sorting items in the kitchen (Unit 1)
- Building Understanding- Using equipment in the home (Unit 3)

Numeracy:

- Number (Unit 1)
- Shape and sorting (Unit 2)

