

Oak Specialist

# **Independent Living**

## **Unit 4 - Community Living**

### **Lesson 1 - Knowing which shops to buy from**

Building Understanding



## **Unit 4- Community Living**

### **Lesson 1- Knowing which shop to buy from**

Which shops sell what items?

Matching shopping to shops.

### **Lesson 3- What's on the high street?**

Recognising and locating places of interest on a high street.

### **Lesson 5- Transport**

Identifying transport modes and choosing correct mode for type of travel.

### **Lesson 2- Shopping in the supermarket**

Writing a shopping list, choosing the correct aisle and counting money.

### **Lesson 4- Familiar health services**

Recognising familiar health professionals and matching jobs to their roles.

### **Lesson 6- Travel in the community**

Planning a simple journey.



# Teacher notes- Lesson 1

Learning Intention: To think about where to buy different items from on the high street.

1. Identify different shops
2. Match the items to the correct shop
3. What is in the shopping basket? What shop is it from?

Additional resources: paper and pen, visual support, shopping items and a basket or bag to put items into.



## Lesson Activity Stages

Read through the plan of the lesson with your learner.

1. What does the shop sell?
2. Which shop?
3. My shopping basket.



# What does the shop sell?


Discuss what each shop in the pictures sells.

Ask: "Have you been to any shops like this? Can you think of other shops you have been to?"

Have a look at these types of shops online together. Are they familiar to your learner?



# What does the shop sell?



# What does the shop sell?



# What does the shop sell?



# What does the shop sell?



# Clothes shop



=




Discuss with your learner what items are found in clothes shops.

Use real clothes and accessories to help your learner if they need support. Group the clothes together.



# Butchers



Discuss with your learner what items are found in butchers shops.

Use items from the fridge and to help your learner if they need support. Group the meats together.



# Green grocers




=



# Toy shop



=



# Which shop?

Ask your learner, “What shop would you buy these tools from? The DIY shop or the greengrocers?”

Ask your learner to point to the correct answer.



or



# Which shop?



or



# Which shop?



or



# My shopping basket



## Task:

Look inside the basket

What can you see?

What shops are they from?

Create your own shopping basket - collect items from the home / classroom and place them in a bag or a box. Ask your learner to decide what kind of shop the items are from.



# Independent Living: Community Living

Knowing which shop to buy from: Suggested adaptations for teachers/parents/carers

## Make it easier

Make a shopping list and visit the shops in your local community with your learner to gain a real experience.

## Make it harder

Use real pictures from the shops on your local high street.

Add price tags to the items you gather for your shopping basket and ask your learner calculate the cost of the shopping.

## More ideas

Explore online shopping with your learner.

Set up an area with different shop signs and gather items from around the home/classroom and group the different items.



# Further Learning with Oak National

## Independent Living:

- Building Understanding- What's on the high street (Unit 4)
- Building Understanding- Supermarket shopping (Unit 4)
- Applying Learning- Putting shopping away (Unit 4)
- Applying Learning- Best value (Unit 4)

## Occupational Therapy:

- Activities of Daily Living (Unit 6)



# References

Slide 5- Clothing Shop, Unsplash

Slide 6- Book Shop, Pexels

Slide 7- Grocery store, Unsplash

Slide 8- Seafood, Creative Commons CC0

Slide 9- Interior of Streets Toy Shop, Peter Facey, Creative Commons Licence

Slide 10- GAP, Unsplash / Sneakers, Needpix / Jumper, Preslether, Wikimedia Commons / Hat, Needpix / Shirt and Tie, Robert Sheie, Flickr Attribution 2.0 Generic (CC BY 2.0) / Shorts, Pixabay / Dress, CC0 Public Domain

Slide 11- Lamb meat for sale at Australian supermarket, Maksym Kozlenko, Wikimedia Commons / Callwood's butcher's shop, Jonathan Billinger, Creative Commons Licence / Sausages inside tray, Pikrepo / Frozen meat, Flixtey, Wikimedia Commons / Meat, Minced Beef, Assorted Noodles, Raw Material, Pixabay

Slide 12- Grocery shop, Pixabay / Eggs, Pixabay / Fruits, Unsplash / Bottle of milk, Risheehan, Wikimedia Commons / Vegetables, Pixabay

Slide 13- Interior of Streets Toy Shop, Peter Facey, Creative Commons Licence / Bicycle, Pixabay / Ps4, Pixabay / Disney Magic Kingdom Buzz Lightyear, Needpix / Lego, Pixabay / Stuffed animal, Pixabay / Crayons, Pixabay

Slide 14- Hardware shop, Flickr Attribution 2.0 Generic (CC BY 2.0) / Hammer and Spanner, Public Domain Pictures / Grocery shop, Pixabay

Slide 15- Callwood's butcher's shop, Jonathan Billinger, Creative Commons Licence / HK Central night IFC mall shop J. M. Weston 02 shoe shop window, Hboalamc, Wikimedia Commons / Safety Shoes, Pixabay

Slide 16- Colorful and Inviting Candy Store, Jim Larrison. Wikimedia Commons / Candy, Pixabay / Clothing Shop, Unsplash

Slide 17- C1000 shopping basket, Kringloop Winschoten (2018), Donald Trung Quoc DON, Wikimedia Commons

