

Oak Specialist

Independent Living Daily Living Skills Lesson 3 - Recycling

Building Understanding



Unit 3- Daily Living Skills

Lesson 1- Creating a visual schedule

How to make and follow a visual schedule for daily activities.

Lesson 3- Recycling

Sorting recycling items into different categories.

Lesson 5- Following a simple recipe

Following simple steps to make a cheese sandwich.

Lesson 2- Getting dressed

Breaking down the steps of the sequence and creating opportunities for independence.

Lesson 4- Using equipment in the kitchen

Labelling kitchen equipment and learning what food to use them with.

Lesson 6- Daily meals

Choosing food items and matching them to a meal time.



Teacher notes- Recycling

-Learning Intention- To sort items for recycling


1. What is recycling? Why is it important?
2. How can we sort items for recycling? What are the common materials?
3. Recycling sorting game- sorting real items into different bins or boxes.
4. What else can we recycle? Can you reuse your items?

Resources: recyclable items e.g. magazine, pizza box, drinks can, milk bottle and recycling boxes or bins.




Lesson Activity Stages

1. What is recycling?
2. Materials we can recycle
3. Sorting items to recycle
4. Other ways to recycle





What is recycling?

Recycling means converting waste materials into new materials and objects.



Recycling is important for the environment and our planet.



Recycling bins

You may have seen recycling bins in your house, school or community.



Recycling materials

It is important to sort our waste to recycle. Can you name these materials?



glass



cardboard



cans




plastic




Items to recycle

These are some household items that we can recycle. What can you see?




Sorting the recycling

Can you sort the items into the correct recycling bin?




glass



cans



plastic



cardboard



Slides

Great recycling!



glass



cans



plastic



cardboard



Re-use

To help the environment and our planet, we can also **re-use** our items.
We can take our old toys and clothes to **charity shops** for others to buy and use.
Do you recognise any of these shops?



Activity

Collect items in your home and sort them into the correct boxes for recycling.



Look at your books, toys and clothes. If you have finished with them, choose a **charity shop** to take them to instead of throwing them in the bin.



Independent Living

Daily Living Skills

Recycling: Suggest adaptations for teachers/parents/carers.

Make it easier

With a parent/carer watch videos online or television programmes related to the environment and sorting materials.

Just use two bins to sort with.

Make it harder

Research other materials that you can recycle. What is a landfill site?

Research alternatives to buying plastic.

More ideas

What can you make with your items for recycling? Search online with parent/carer for recycled art projects.

Visit your local recycling centre to see what other waste we can dispose of safely.



Further Learning with Oak National

Independent Living:

- Applying Learning- Recycling (Unit 3)

Communication and Language

- Building Understanding/Applying Learning- Our World (Unit 5)

Numeracy:

- Building Understanding/ Applying Learning- Shape and sorting (Unit 2)



References

Slide 8- Northern_Punkie, Pixabay / Recycling bins, Albert Bridge, Geograph / Colour-coded recycling bins, GeographBot, Wikimedia Commons

Slide 9- Glass Bottle, Pxfuel / Empty cardboard boxes, Publicdomainpictures / Recycling, Pikist / Bottles and cans, NBC New York

Slide 10- Glass Jar, Devonath, Pixabay / Coke Can, Byrev, Pixabay / Toilet Roll, Shutterbug75, Pixabay / Plastic Milk Bottle, Pikist / Newspaper, Pikist / Envelope, Pxhere / Empty tin can, Sun Ladder, Wikimedia Commons

Slide 11- Recycling Box, OpenClipart-Vectors, Pixabay / Plastic Bottle, Clker-Free-Vector-Images, Pixabay / Cardboard Box, OpenClipart-Vectors, Pixabay, Cans, Clker-Free-Vector-Images, Pixabay / Recycling box, OpenClipart-Vectors, Pixabay

Slide 13- Cancer Research charity shop, Roger A Smith, Geograph / Mind charity shop, Philafrenzy, Wikimedia Commons / Oxfam Charity Shop, Roger A Smith, Geograph

Slide 14- Toy ambulance, Pxfuel / Books on a shelf, Video Girl , Publicdomainpictures / Clothes, istock, Pixnio

