

Speech and Language Therapy

More Early Thinking and Reasoning Skills

Lesson 3 of 14 on Verbal Reasoning

Emma Jones



Making your Object to Picture Match

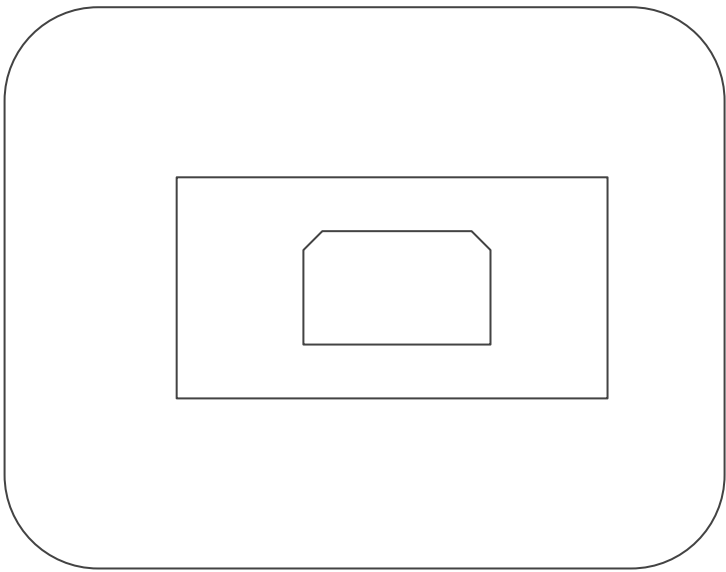
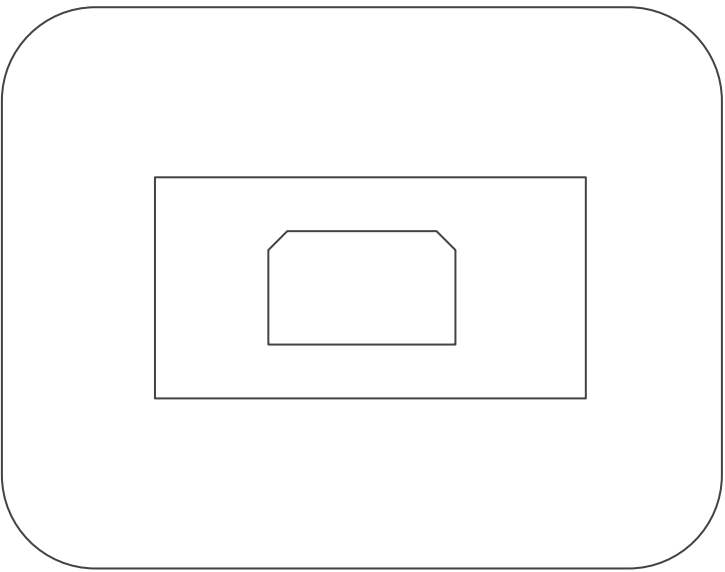
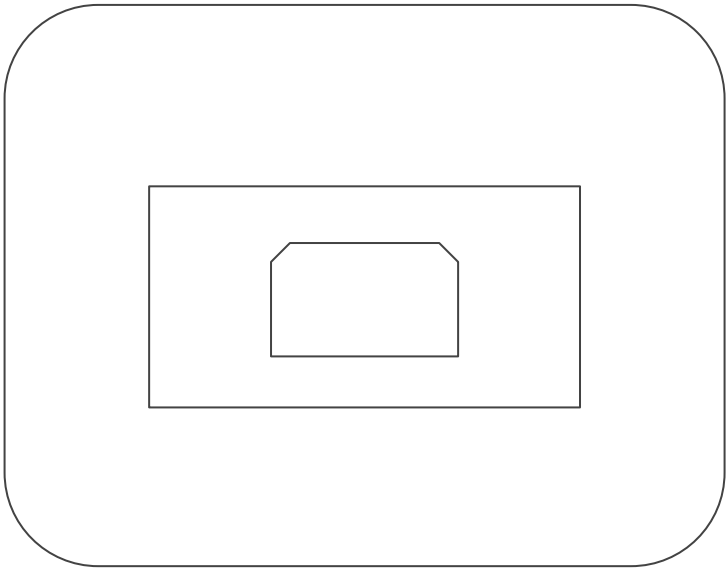
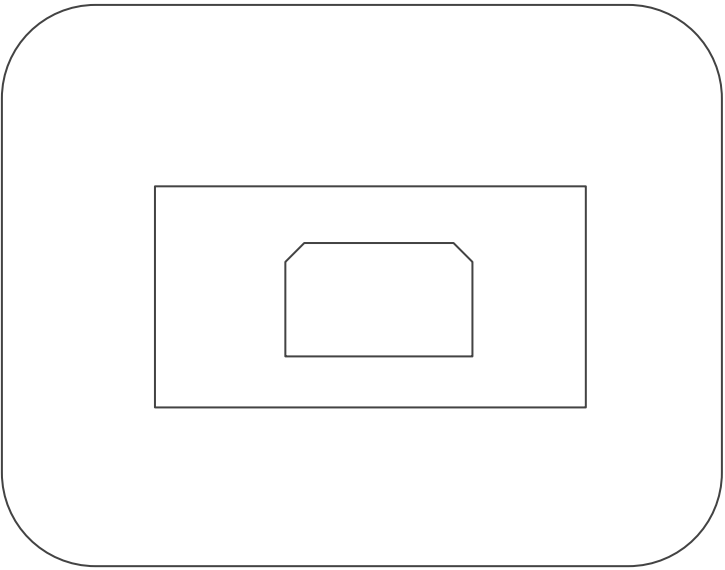

Gather some stacking bricks and take pictures (or draw and colour pictures) of these.

Place the objects in one container and the pictures of them in separate containers.





Sort and match the bricks into containers.



Making your Object to Picture Sort



Making your Object to Picture Sort



More Ideas for Sorting Objects!

Match Animals

Take pictures of toy animals and provide object to picture sorting containers.

Sorting to Black and White Pictures

Sort coloured object according to black and white pictures of them.

Clothing

Practise sorting REAL clothes to pictures of them.

Sorting Supplies

Make 'bags' for each room of the house e.g. bathroom or kitchen. Place pictures of items you would need in that room (e.g. bathroom - toothbrush, flannel and brush) and sort objects into packs.



Next Steps!

Picture to picture matching tasks.

Collect pictures of objects and make 2 copies. One for containers and one to be sorted from a pile.

E.g.

Animals

Clothes

Characters

Food

Vehicles

